

THE NATIONAL UNIVERSITY
of SINGAPORE



School of Computing
Computing 1, 13 Computing Drive, Singapore 117417

TRB5/14

**Near-Optimal Communication-Time Tradeoff
in Fault-Tolerant Computation of Aggregate Functions**

Yuda Zhao, Haifeng Yu and Binbin Chen

May 2014

Technical Report

Foreword

This technical report contains a research paper, development or tutorial article, which has been submitted for publication in a journal or for consideration by the commissioning organization. The report represents the ideas of its author, and should not be taken as the official views of the School or the University. Any discussion of the content of the report should be sent to the author, at the address shown on the cover.

David ROSENBLUM
Dean of School

Near-Optimal Communication-Time Tradeoff in Fault-Tolerant Computation of Aggregate Functions

(This article is the full Technical Report version of
the PODC'14 paper with the same title.)

Yuda Zhao
National University of
Singapore
Republic of Singapore
zhaoyuda@comp.nus.edu.sg

Haifeng Yu
National University of
Singapore
Republic of Singapore
haifeng@comp.nus.edu.sg

Binbin Chen
Advanced Digital Sciences
Center
Republic of Singapore
binbin.chen@adsc.com.sg

ABSTRACT

This paper considers the problem of computing general *commutative and associative aggregate functions* (such as SUM) over distributed inputs held by nodes in a distributed system, while tolerating failures. Specifically, there are N nodes in the system, and the topology among them is modeled as a general undirected graph. Whenever a node sends a message, the message is received by all of its neighbors in the graph. Each node has an input, and the goal is for a special *root* node (e.g., the base station in wireless sensor networks or the gateway node in wireless ad hoc networks) to learn a certain commutative and associative aggregate of all these inputs. All nodes in the system except the root node may experience crash failures, with the total number of edges incidental to failed nodes being upper bounded by f . The timing model is synchronous where protocols proceed in rounds. Within such a context, we focus on the following question:

Under any given constraint on time complexity, what is the lowest communication complexity, in terms of the number of bits sent (i.e., locally broadcast) by each node, needed for computing general commutative and associative aggregate functions?

This work, for the first time, reduces the gap between the upper bound and the lower bound for the above question from *polynomial to polylog*. To achieve this reduction, we present significant improvements over both the existing upper bounds and the existing lower bounds on the problem.

1. INTRODUCTION

The problem of fault-tolerant aggregation. In recent years, there has been a line of research (e.g., [1, 4–6, 8, 9, 13, 14, 16, 17]) on computing aggregates over distributed inputs held by nodes in a distributed system. This paper focuses on the following specific fault-tolerant version of the problem (formally defined in Section 2): There are N nodes in the system, and the topology among them is modeled as a general undirected graph. Whenever a node sends a message, the message is received by all of its neighbors in

the graph. (In other words, each “send” is a local broadcast.) Each node has a non-negative integer input that is no larger than some polynomial of N . The goal is for a special *root* node to compute a certain aggregate function over all these inputs. For example, the root can be the base station in wireless sensor networks or the gateway node in wireless ad hoc networks. We will focus on the SUM function first, and then trivially generalize to arbitrary *commutative and associative aggregate functions* (or CAAFs in short — see definition in Section 2). All nodes in the system except the root may experience crash failures. For convenience, we say that an edge *fails*, iff at least one of its end points experiences a crash failure. We use f to denote an upper bound on the total number of edge failures. We consider a synchronous timing model where protocols proceed in *rounds*.

We consider randomized protocols for computing SUM (or general CAAFs) that always generate a *correct* result. A sum result is *correct* [1] iff it falls between the sum of the inputs of all nodes and the sum of the inputs of all nodes that are still alive and are not partitioned from the root at the end of the protocol’s execution.¹ We similarly define result *correctness* for general CAAFs. The *time complexity* (TC) of a protocol is defined to be the number (denoted as b) of *flooding rounds* needed for the protocol to terminate. Here each flooding round consists of d rounds where d is the diameter of the network. The *communication complexity* (CC) of a protocol is the maximum number of bits that a node needs to send (i.e., locally broadcast) in the entire execution of the protocol. Here the maximum is taken across all nodes in the system. Given such a context, this paper focuses on the following question:

Under any given constraint on TC, what is the lowest CC needed for computing SUM (or general CAAFs)?

Existing lower/upper bounds. The only known non-trivial lower bound so far on the CC of SUM protocols, in the fault-tolerant setting, was from our own previous work [4]. Specifically, there we

¹For example, if a node fails or gets partitioned from the root (due to the failure of other nodes) right before the SUM protocol starts, incorporating the node’s input into the final sum would not be possible.

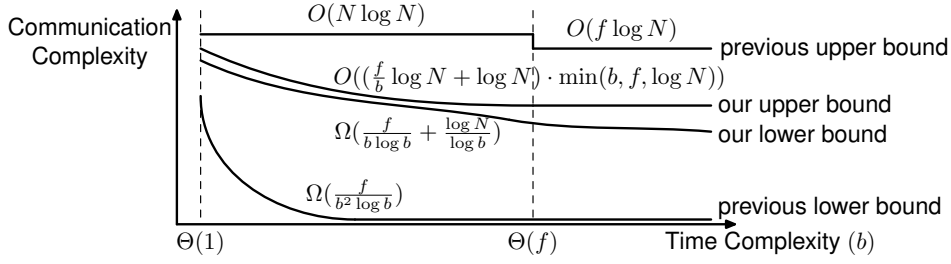


Figure 1: Summary of results on the SUM problem. Here b is the time complexity, and f is an upper bound on the total number of edges incident to failed nodes. Since the communication complexity depends on three parameters b , f , and N , the two-dimensional curves here are for illustration purposes only. Note that $O((\frac{f}{b} \log N + \log N) \cdot \min(b, f, \log N)) = O(\frac{f}{b} \log^2 N + \log^2 N)$.

proved that the CC is lower bounded by $\Omega(\frac{f}{b^2 \log b})$.² This lower bound indicates that the CC might be able to decrease polynomially with the TC (i.e., with b). There have been only a few upper bounds on the problem. Well-known tree-aggregation protocols [12] for computing SUM cannot tolerate failures. A brute-force SUM protocol, which has every node flood its id together with its value to the whole network, can tolerate arbitrary number of failures, while incurring $O(1)$ TC and $O(N \log N)$ CC. In comparison, under such TC, the current lower bound of $\Omega(\frac{f}{b^2 \log b})$ on CC is only $\Omega(f)$. There is also a folklore SUM protocol that tolerates failures by repeatedly invoking the naive tree-aggregation protocol until it experiences a failure-free run. This incurs $O(f)$ TC and $O(f \log N)$ CC. Under such TC, the current lower bound of $\Omega(\frac{f}{b^2 \log b})$ on CC is $\Omega(\frac{1}{f \log f})$. To summarize, the two fault-tolerant SUM protocols here both have fixed TC, and preclude the possibility of trading off TC with CC. Furthermore, even under that fixed TC, their CC is still a *polynomial* factor away from the lower bound (Figure 1).

Researchers have also studied the SUM problem when bounded errors are allowed in the final answer (e.g., [1, 4, 5, 8, 13, 14]), in either fault-tolerant or failure-free setting. Those results and their approaches are less related to this work. Nevertheless even there, in the fault-tolerant setting, a *polynomial* gap exists between the upper bound and lower bound as long as $b \geq 2$ [4].

For protocols that can compute general CAAFs, obviously existing lower bounds on SUM protocols directly carry over, since those protocols need to at least be able to compute SUM. It happens that the two existing (zero-error) SUM upper bound protocols work, without modification, for general CAAFs as well. We are not aware of any better lower/upper bounds on zero-error protocols for general CAAFs.

There have also been research efforts (e.g., [6, 9, 16, 17]) on computing aggregate functions (such as SELECTION) that are not CAAFs. But none of these efforts consider failures. Finally, some researchers (e.g., [10]) have studied the token dissemination problem in *dynamic networks*. In comparison, this paper considers i) the aggregation problem where the “tokens” can be aggregated, and ii) node failures in static networks. With these differences, their techniques/results have limited relevance to our setting.

Our results. This work reduces the gap between the upper and lower bound for the above SUM problem from *polynomial* to *polylog*, over the entire time complexity spectrum. Improvements over both the existing upper bound and lower bound turn out to be necessary to achieve this significant reduction. Specifically, we present a novel upper bound of $O(\frac{f}{b} \log^2 N + \log^2 N)$ as well as a novel

lower bound of $\Omega(\frac{f}{b \log b} + \frac{\log N}{\log b})$, for the CC of SUM protocols whose TC is within b flooding rounds (Figure 1)³. Note that our upper bound is at most $\log^2 N \log b$ factor away from our improved lower bound.

Our upper bound protocol also, for the first time, allows a tunable tradeoff between CC and TC where the CC can decrease polynomially with the TC. Using the standard doubling trick, Appendix A further shows that the protocol can be easily extended to settings with unknown f , while only increasing the CC by a $\log N$ factor. Doing so will achieve a property similar to *early termination* — namely, the overhead of the protocol will automatically vary depending on the actual number of failures occurred during its execution.

Finally, same as some existing SUM protocols, our SUM protocol and its guarantees trivially generalizes to arbitrary CAAFs as well. This gives an $O(\frac{f}{b} \log^2 N + \log^2 N)$ upper bound on general CAAFs. By our lower bound, within polylog factors, this upper bound is the best that one can hope for.

Our main techniques. Our upper bound is non-trivial and involves the synthesis of two novel building blocks:

- We first propose a novel deterministic aggregation protocol AGG, parameterized by $t \geq 0$, with TC of $O(1)$ flooding rounds and CC of $O((t+1) \log N)$ bits. If the actual number of edge failures is no more than t , AGG always generates a correct result. Note that setting $t = f$ directly gives us $O(1)$ TC and $O(f \log N)$ CC, which is already much better than the two existing SUM protocols mentioned earlier. The key technique in AGG is to take *speculative* actions to save time, instead of waiting for failures to be detected and then falling back to a second plan. We further carefully design a distributed mechanism to determine which speculative actions’ effects should be retained or discarded, while using only local information.
- If the number of edge failures exceeds t , AGG may *unknowingly* generates a wrong result. We hence design a novel deterministic distributed verification protocol VERI, which aims to tell whether AGG’s result is correct. VERI is also parameterized by t and incurs $O(1)$ TC and $O((t+1) \log N)$ CC. The key technique in VERI is that we allow it to have one-sided error. Specifically, we allow VERI to sometimes

³We have actually proved an upper bound of $O((\frac{f}{b} \log N + \log N) \cdot \min(b, f, \log N))$. But for clarity, this paper uses the simpler form of $O(\frac{f}{b} \log^2 N + \log^2 N)$ in most places. The main novelty in our lower bound is the $\frac{f}{b \log b}$ term. The $\frac{\log N}{\log b}$ term comes, in a relatively straightforward way, from applying the results in [7] to the output domain size of $\Omega(N)$.

²The model in [4] slightly differs from the model in this paper. But the results there can still be trivially adapted to this paper. Such trivial adaptation will be rigorously described in Appendix D.2.

N	number of nodes in the system	b	SUM protocol’s TC, in terms of flooding rounds
n	size of two-party problems	d	diameter of the topology \mathcal{G}
f	upper bound on the number of edge failures	c	diameter of the topology never exceeds cd due to failures
t	parameter in AGG and VERI	l	a node’s level in the aggregation tree

Table 1: Key notations.

err when AGG does not err. VERI also employs a similar distributed mechanism to the one in AGG to avoid the need for global information in its execution.

Our upper bound protocol is eventually obtained by executing multiple pairs of AGG and VERI in a proper way.

Our new lower bound builds upon our previous lower bound [4], which was obtained via information cost arguments. To obtain this new result, we first introduce a new two-party problem EQUALITYCP, and then leverage a strong result on the Sperner capacity of general directed graphs [3] (instead of relying on information cost arguments). The possibility of leveraging the Sperner capacity of the cyclic q -gon [2] was hinted in a single footnote, but without any further details or any final result, in our previous paper [4]. This paper not only presents the specific lower bound obtained via that approach, but also slightly strengthens that approach — The approach in this paper yields a slightly better constant (specifically in Lemma 11) than the originally hinted approach.

2. MODEL AND DEFINITIONS

Commutative and associative aggregate functions. A binary operator \diamond is *commutative and associative* if for all operands o_1, o_2 , and o_3 , we have $o_1 \diamond o_2 = o_2 \diamond o_1$ and $(o_1 \diamond o_2) \diamond o_3 = o_1 \diamond (o_2 \diamond o_3)$. A function \mathcal{F} is called a *commutative and associative aggregate function*, or *CAAF* in short, if i) there exists a commutative and associative binary operator \diamond such that $\mathcal{F}(o_1, o_2, \dots, o_N) = o_1 \diamond o_2 \diamond \dots \diamond o_N$, and ii) the domain size of $o_{i_1} \diamond o_{i_2} \diamond \dots \diamond o_{i_k}$ is at most polynomial with respect to N , for all $1 \leq k \leq N$ where i_1 through i_k are arbitrary distinct indices. The second requirement stems from the “aggregate” nature of the function — “aggregating” o_{i_1} through o_{i_k} should generate a concise output. CAAF covers a wide range of common aggregate functions such as SUM and COUNT. Many other aggregate functions such as AVERAGE, MEDIAN, and SELECTION are related to CAAFs. For example, it is known [16] that MEDIAN and SELECTION can be solved using COUNT by doing a binary search over the output domain.

Our novel upper bound applies to all CAAFs. But for the sake of clarity, the rest of the paper will prove the upper bound only for SUM. This allows us to conveniently use natural phrases such as “the sum of these 4 inputs”. None of our arguments there rely on the specifics of the addition operator. Hence generalizing to other CAAFs is entirely trivial – one only needs to replace the addition operator with \diamond .

Network model. There are N nodes in the system, where N is known by the protocol. (See Table 1 for notation summary.) Each node has a unique id of $\log N$ bits (log in this paper is always base 2). Node i has an integer *input* o_i , whose domain size is polynomial of N . The goal is for a special *root* node, whose id is known by all nodes, to learn the sum of all these inputs. The topology among the N nodes is modeled as an undirected graph \mathcal{G} . A node knows neither \mathcal{G} nor its neighbors in \mathcal{G} . We impose no restriction on \mathcal{G} except that it needs to be connected. We consider a synchronous timing model where protocols proceed in *rounds*. In each round, each node first receives all the messages sent by its neighbors in \mathcal{G} in the previous round. Next it does some local computation and then may choose to send (i.e., locally broadcast) a single message,

which will be received by all its neighbors in \mathcal{G} in the next round. To make our results as strong as possible, we assume that all nodes start execution at round 1 for our lower bound. For our upper bound, we assume that the root initiates the protocol at round 1. Upon receiving the first message, a non-root node gets “activated” and joins the execution.

Failure model. All nodes in the system, except the root, may experience crash failures. A node that is disconnected from the root (i.e., has no path to the root) due to the failures of other nodes is also considered as failed. We consider only oblivious failure adversaries that adversarially decide beforehand (i.e., before the protocol flips any coins) which nodes fail at what time. For convenience, we say that an edge *fails*, iff at least one of its end points experiences a crash failure. We use f to denote an upper bound on the total number of edge failures, ranging from 1 to $\Theta(N)$.⁴ We assume that f is known to the protocol.⁵

Let s_2 be the set of the inputs of all nodes, and s_1 be the set of the inputs of all nodes that have not failed by the end of the protocol’s execution. Following [1, 4], we say that a sum result is *correct* if it is in the interval of $[\sum_{o \in s_1} o, \sum_{o \in s_2} o]$. We naturally generalize such result *correctness* definition to any CAAF: Here the result is *correct* if it is between $\min_{s_1 \subseteq s \subseteq s_2} (\diamond_{o \in s} o)$ and $\max_{s_1 \subseteq s \subseteq s_2} (\diamond_{o \in s} o)$.⁶ We only consider randomized protocols for computing SUM (or general CAAFs) that always generate a correct result.

Time complexity and communication complexity. Most of the definitions here directly follow from [4]. To make our results as strong as possible, our upper bound only uses private coins, while our lower bound allows public coins.

With respect to a topology \mathcal{G} , the *time complexity* (TC) of a SUM protocol describes the number of rounds needed for it to terminate, under the worst-case inputs of nodes in \mathcal{G} , the worst-case failure adversary (parameterized by f), and the worst-case coin flips. The shape of \mathcal{G} has a large impact on TC. Hence similar to [4], we will always describe TC in terms of *flooding rounds*. Here each flooding round consists of d rounds, where d is \mathcal{G} ’s diameter and is assumed to be known to the protocol. We use b to denote the TC in terms of flooding rounds (i.e., the total number of rounds would be bd).

At any given point of time between round 1 and round bd , let \mathcal{H} be the same as \mathcal{G} except that all the failed nodes and their incidental edges have been deleted. \mathcal{H} ’s diameter may be larger or smaller than \mathcal{G} . For a flooding round to remain meaningful in such a context, we assume that the failures do not substantially increase the network’s diameter. Specifically, we assume that the diameter of \mathcal{H} is no larger than $c \cdot d$, where c is some constant known to the protocol. As part of our future work, we are currently working on

⁴Certain graphs may have more than $\Theta(N)$ edges. But we focus on f between 1 and $\Theta(N)$ which applies to all graphs.

⁵Appendix A explains how to remove this assumption using a simple doubling trick.

⁶Alternatively, one could define a result to be *correct* iff the result equals $\diamond_{o \in s} o$ for some s where $s_1 \subseteq s \subseteq s_2$. All our theorems and proofs hold, without any modification, under such an alternative definition.

Algorithm 1 Our upper bound protocol. Here b , c , and f are input parameters with $b \geq 21c$.

- 1: $x = \lfloor \frac{b-2c}{19c} \rfloor$; the root uses private coins to select $\log N$ integers, with replacement, from the range of $[1, x]$;
let the selected integers be $y_1, y_2, \dots, y_{\log N}$, in non-decreasing order;
 - 2: **for all** integer $i \in [1, \log N]$ **where** ($i = 1$ **or** $y_i \neq y_{i-1}$) **do**
 - 3: at the beginning of flooding round $((y_i - 1) \times 19c + 1)$, root initiates a pair of AGG and VERI executions, both with $t = \lfloor \frac{2f}{x} \rfloor$;
// this pair of executions will end by flooding round $(y_i \times 19c)$;
 - 4: **if** (AGG does not abort **and** VERI outputs true) **then** output AGG's result and terminate;
 - 5: **end for**
 - 6: at the beginning of the last $2c$ flooding rounds, root initiates the brute-force SUM protocol, outputs its result, and terminates;
-

a new lower bound proof that aims to show the necessity of this requirement, which is however beyond the scope of this paper.

With respect to \mathcal{G} , we define a node i 's *communication complexity* (denoted as a_i) when running a SUM protocol to be the total number of bits it sends (i.e., locally broadcasts) when running the protocol, under the worst-case inputs of nodes in \mathcal{G} , the worst-case failure adversary (parameterized by f), and the average-case coin flips. A SUM protocol's *communication complexity* (CC) is the maximum a_i across all i 's. Note that here we define CC over the bottleneck node instead of over the average node, which is appropriate in our distributed setting with a general topology and consistent with prior work [16].

Let $a_{\mathcal{G}}$ be the smallest CC under the topology \mathcal{G} with at most f edge failures, across all SUM protocols whose TC is at most b flooding rounds. We define $\text{FT}_0(\text{SUM}_N, f, b)$ to be the maximum $a_{\mathcal{G}}$ across all \mathcal{G} where \mathcal{G} is connected and has exactly N nodes. Here "FT" stands for "fault-tolerant" and the subscript "0" stands for "zero-error".

Communication complexity of two-party problems. In Section 7, we will need to reason about the communication complexity of certain two-party problems. In those problems, Alice and Bob have inputs X and Y respectively, and they aim to compute a certain function $\Pi(X, Y)$. We only require Alice to learn the final result. We use n to denote the size of these two-party problems (with N being reserved to denote the number of nodes in \mathcal{G}). Unless otherwise noted, by a protocol for solving Π , we mean a public coin Las Vegas protocol. We define the *communication complexity* (CC) of Π (denoted as $\mathcal{R}_0(\Pi)$) to be smallest expected (with expectation taken over the coin flips) number of bits sent by Alice and Bob combined, across all protocols for solving Π .

3. SUMMARY OF RESULTS

The following two theorems summarize our main results:

THEOREM 1. For any $b \geq 21c$ and $1 \leq f \leq N$, we have:

$$\begin{aligned} \text{FT}_0(\text{SUM}_N, f, b) &= O\left(\left(\frac{f}{b} \log N + \log N\right) \cdot \min(b, f, \log N)\right) \\ &= O\left(\frac{f}{b} \log^2 N + \log^2 N\right). \end{aligned}$$

THEOREM 2. For any $b \geq 1$ and $1 \leq f \leq N$, we have:

$$\text{FT}_0(\text{SUM}_N, f, b) = \Omega\left(\frac{f}{b \log b} + \frac{\log N}{\log b}\right).$$

The rest of the paper proves the two theorems above. Here we give an overview of the structure of our upper bound protocol (Algorithm 1) that is used to prove Theorem 1. Given total b flooding rounds as a constraint on TC, we divide the first $b - 2c$ flooding rounds into $x = \Theta(b)$ intervals, with each interval having $19c = \Theta(1)$ flooding rounds. Thanks to the small TC of AGG and VERI, running AGG followed by VERI will take at most one

interval. If the edge failures were evenly distributed across all the intervals, then each interval would have at most $\frac{f}{x}$ edge failures. In such a case, running AGG parameterized with $t = \frac{f}{x}$ in any single interval would already produce a correct result, while incurring a desirable CC of $O\left(\left(\frac{f}{b} + 1\right) \log N\right)$. Here recall that t is the number of edge failures that AGG intends to tolerate, and the CC of AGG is $O((t + 1) \log N)$.

Since the edge failures are not always evenly distributed, we need a more complex design. Specifically, the root uses private coins to select $\log N$ intervals uniformly randomly. In each selected interval, the root initiates a pair of AGG and VERI executions, both with $t = \lfloor \frac{2f}{x} \rfloor$. One can easily see that with probability at least $\frac{1}{2}$, a random interval has no more than t edge failures. Hence with probability at least $1 - \frac{1}{N}$, the number of edge failures in *some* selected interval is small enough for AGG to tolerate. But if there have been more than t edge failures in an interval, then AGG may *unknowingly* produce a wrong result. A difficulty here is that we cannot easily determine the number of edge failures that have occurred in a given interval, since it involves counting while tolerating potential additional failures during counting. Hence instead of checking the number of edge failures in a given interval, our protocol invokes VERI after AGG, and then checks the condition at Line 4 of Algorithm 1. If the condition is met, the protocol outputs AGG's result and terminates. By Theorem 5 and 7 later, such a result must be correct. Furthermore by Theorem 4 and 7 later, if the number of edge failures in an interval is no more than t , then the condition at Line 4 is guaranteed to be met.

Having given an intuitive overview on the protocol's correctness, we move on to look at its CC. Since there can be at most x intervals in total and f intervals with failures, AGG and VERI will be executed at most $\min(x, f + 1, \log N)$ times. The CC incurred by each AGG and VERI invocation is $O((t + 1) \log N)$ bits, resulting in total $O\left(\left(\frac{f}{b} \log N + \log N\right) \cdot \min(b, f, \log N)\right)$ bits in all the intervals. Next, the probability of reaching Line 6 is at most $\frac{1}{N}$. As explained in Section 1, the CC of the brute-force SUM protocol is $O(N \log N)$. Hence the CC incurred at Line 6, over average coin-flips, is $O(\log N)$.

Next in Section 4 and 5, we focus on AGG and VERI, and prove their properties. Section 6 then provides the full proof for Theorem 1. Theorem 2 will be discussed in Section 7.

4. THE AGG PROTOCOL

Overview. Algorithm 2 at the end of this paper provides the pseudocode for AGG. AGG has an input parameter t ($t \geq 0$), which is the number of edge failures that it intends to tolerate. When running AGG, a node will flood⁷ a special symbol to abort AGG once it has sent $(11t + 14)(\log N + 5)$ bits. Such a mechanism will never be

⁷Throughout this paper, a node *floods* a certain message by first sending the message to its neighbors, and then the other nodes simply forward that message upon first receiving it.

triggered (as we prove later) if the actual number of edge failures is no larger than t . If the actual number of edge failures exceeds t , aborting before the CC gets too large enables AGG to properly bound its CC.

AGG first constructs a spanning tree and does a standard tree-based aggregation, where each non-root node sends its *partial sum* upstream (i.e., towards the root) along the tree. The *partial sum* of a node (either non-root or root) is the sum of the node’s own input and all the partial sums received from its children. A key impact of failures is that they may block and prevent certain partial sums from propagating upstream. If a partial sum from a node B is blocked, a natural solution is to have B flood its partial sum, since flooding has the maximum resilience against failures. If the flooding does reach the root, the root can then incorporate B ’s partial sum to the final result. A second thought, however, shows that even with flooding, B ’s partial sum may still fail to reach the root if B ’s entire neighborhood fails immediately after B initiates the flooding. When this happens, the system needs to fall back and flood the partial sums of B ’s children, or B ’s descendants if B ’s children have also failed.

The key challenge here is that we need to do this within $O(1)$ flooding rounds. We cannot afford to wait to see whether B ’s partial sums get successfully flooded, and then fall back to flooding some other partial sums if things did not go well. To save time, we will have to do floodings *speculatively*, before knowing which floodings will be needed. This in turn leads to a second challenge: There will be overlap (or duplicates) in the partial sums received by the root (e.g., partial sums from both B and some of B ’s descendants). We need a careful mechanism to avoid double counting, which is non-trivial, especially without global knowledge about the tree topology.

The following sections present the details of AGG. At a high-level, AGG has 3 sequential phases: i) spanning tree construction and tree-aggregation (Section 4.1), ii) identifying potentially blocked partial sums and (speculatively) flooding them (Section 4.2), and iii) using a distributed mechanism based on *witnesses* to avoid double counting (Section 4.3). To facilitate understanding, the discussion here will be intuitive — we leave the formal proofs to Appendix B.

4.1 Tree Construction/Aggregation and Some Key Concepts

This section first describes the tree construction/aggregation phase in AGG, which is largely standard. Next we formalize a number of new concepts that are key for our later design.

Tree construction and aggregation. To construct the tree, the root first sends a `tree_construct` message, together with a hop count. A node B waits for the first `tree_construct` message it receives. Note that this message easily enables B to figure out the current round, and synchronize its round counter with the root. Let A denote the sender of that message. B sends an `ack` message indicating to A that B is A ’s child, and then sends a `tree_construct` message itself to continue constructing the tree. B ’s failing before sending `ack` will be equivalent to B not being present in the network. The failure of B after sending `ack` will be dealt with later in AGG. From now on in this paper, the notions of “parent”, “child”, “ancestor”, and “descendant” will always be with respect to this tree.

Next AGG does standard tree-aggregation. Consider a given node B , and let l be its *level* (i.e., its distance from the root). Node B acts in the $(cd - l + 1)$ th round during tree-aggregation, by summing up its own input with all the partial sums received from its children so far, and then sending the new partial sum to B ’s parent. Note that B does not necessarily wait for a message from each of

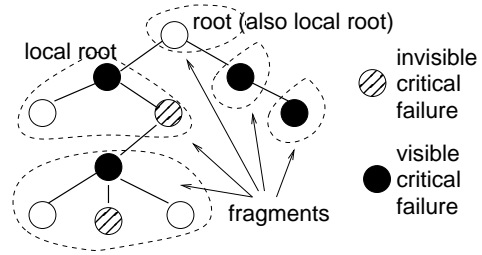


Figure 2: Example aggregation tree and fragments.

its children, since some may have failed. Each partial sum thus is the sum of inputs from a subset of the nodes, and we also say that the partial sum *includes* those inputs.

Some key concepts. We say that a node B at level l experiences a *critical failure* if it fails after sending `ack` during tree construction and before taking its action in the $(cd - l + 1)$ th round during tree-aggregation. Such a critical failure can be easily detected by B ’s parent A (if A is alive) during that round, when A does not receive the scheduled message from B . We want critical failure to become global knowledge when possible. To do so, A will flood a message claiming that B experiences a critical failure. We say that a flooding is *successful* if the flooded message eventually reaches the root. One can easily see that a successful flooding must reach all live nodes within cd rounds. We say that a critical failure is *visible* if it is eventually seen by the root. Otherwise it is *invisible*. To help understanding, the next will first assume that all critical failures are visible, and then remove that assumption in Section 4.4.

Imagine that we remove all those edges connecting visible critical failures with their corresponding parents. Doing so partitions the aggregation tree into many smaller trees which we call *fragments* (Figure 2). A node’s *local ancestors* (*descendants*) are all its ancestors (*descendants*) within the node’s fragment. Each fragment also has its own *local root*. A fragment has a clean property: The partial sum of a node never includes inputs from nodes outside of its fragment, since those inputs have been blocked by the visible critical failures. Hence we can restrict most of our discussions to within a fragment.

A node A ’s partial sum is a *representative* of a node B iff i) A is either B itself or A is B ’s local ancestor, and ii) the tree path from A to B (excluding A and B) contains no invisible critical failures. Intuitively, B ’s representative must include B ’s input. A *representative set* is a set of partial sums with the following property: For any node B , if B is alive at (has failed by) the end of the VERI execution that immediately follows AGG, then a representative set contains exactly one (at most one) representative of B . Intuitively, if we obtain a representative set and sum up all the partial sums there, we get a correct sum result.

4.2 Identify and Flood Potentially Blocked Partial Sums

With the above notion of representative set, our goal in the remainder of AGG is for the root to obtain a representative set. If there were no critical failures at all, then the root’s partial sum by itself is already a representative set. With critical failures, a representative set will contain not only the root’s partial sum but also those blocked partial sums. Consider the example in Figure 3. Here, the root’s partial sum, A ’s partial sum, and F ’s partial sum form a representative set. Imagine that we have A and F flood their partial sums, so that the root can get those and add those to the final result. However, A , B , and C all fail right before A intends to flood. Hence A ’s partial sum is lost and we now need D and E to flood their partial sums, which will form a second representative

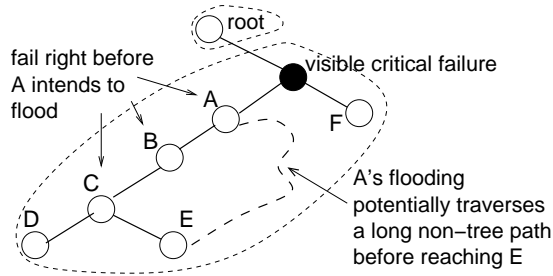


Figure 3: Why speculative flooding is needed.

set together with the root’s and F ’s partial sum. Ideally, D and E should do so after they know that A ’s flooding has failed. Unfortunately, it can take one flooding round before such determination can be made, since A ’s flooding could traverse a long non-tree path before reaching E (Figure 3). Similarly, if E ’s flooding also fails, then E ’s local descendants (if any) may need to wait one more flooding round before taking action.

This example shows that to have small TC, nodes need to flood speculatively, before knowing that the flooding is needed. AGG uses the following elegant design to decide which node initiates flooding at what time: The root always floods its partial sum in the first round of the partial sum flooding phase. A non-root node B at level l floods its partial sum in the $(l + 1)$ th round of the phase, iff in that round it does not receive any flooding message (containing any partial sums) from its parent A . Here A may or may not be the *initiator* of the corresponding flooding. This design has two important features. First, the design never does excessive floodings: If A has not failed by the $(l + 1)$ th round, B must receive some message from A and will not initiate its own flooding. This implies that the total number of floodings is linear with the number of edge failures. Second, Lemma 16 in Appendix B proves that the design always floods a superset of those partial sums that need to be flooded. Namely, if B did not flood its own partial sum, then B must have forwarded a “better” partial sum that includes all those inputs included by B ’s partial sum.

4.3 Avoid Double Counting While Using Only Limited Information

The root potentially receives many flooded partial sums, and it needs to pick a representative set to avoid double counting. The partial sums seen by the root can be classified into three mutually-exclusive categories: The partial sum of a node B is *dominated* if the root also sees A ’s partial sum where A is B ’s local ancestor. A non-dominated partial sum of a node B is *compulsory* if either B or at least one of B ’s local descendants is still alive at the end of the VERI execution that immediately follows AGG, otherwise the non-dominated partial sum is called *optional*. Lemma 17 in Appendix B proves that the union of all compulsory partial sums and any subset of optional partial sums forms a representative set.

Without knowledge of the global tree topology for labeling each partial sum, AGG maintains distributed topology information to do so. Specifically, when initially constructing the tree, AGG lets each node learn the ids of its nearest $2t$ ancestors. Interestingly, such limited information is already sufficient for AGG to select a representative set, in the following way via *witnesses*.

Having witnesses label partial sums. A node B ’s *witness* is either B itself or some local descendant of B whose distance to B is at most t . Let the local root of B ’s fragment be X and consider B ’s witness C . First, if C sees X among its $2t$ ancestors, then its $2t$ ancestors must contain all of B ’s local ancestors. Note that partial sums seen by the root must be seen by all live nodes as well.

Hence if C sees a partial sum from some local ancestor of B ’s, C knows that B ’s partial sum is dominated and will thus flood its determination (*dominated*, B) to inform the root. Otherwise C floods its determination (*compulsory*||*optional*, B). When B has multiple witnesses, such determination may be flooded multiple times. This does not increase CC since all the determinations are identical, and a node only needs to participate in one such flooding.

Second, if C does not see X among its $2t$ ancestors, then there must be at least $2t - t = t$ nodes on the tree path from B to X (excluding B and X). If the number of edge failures is no more than t , then there must be at least one live node on that tree path between B and X . That live node must have successfully flooded a partial sum of either itself or one of its local ancestors. This implies that B ’s partial sum must be dominated. C will thus flood the determination (*dominated*, B). If the number of edge failures exceeds t , such determination might be wrong, which will be dealt with later by VERI.

Finally, it is possible for all of B ’s witnesses to fail (or for their floodings to fail to reach the root). In such a case, B ’s farthest local descendant must be no more than t hops away from B , since otherwise the number of edge failures will be more than t . (Again, the case where the number of edge failures exceeds t will be dealt with by VERI.) This implies that B and its local descendants must have all failed, since they are all B ’s witnesses. Hence if the root does not receive any determination on B ’s partial sum, the root knows that the partial sum cannot be compulsory, and must be either dominated or optional.

Take all three cases into account, and by Lemma 17 discussed earlier, to form a representative set, the root simply includes in the set a partial sum from a node B iff (*compulsory*||*optional*, B) has been received.

4.4 Complexity and Correctness of AGG

We have been assuming no invisible critical failures. Lemma 15 in Appendix B proves that all the local ancestors of an invisible critical failure must have failed by the end of the tree-aggregation phase. Leveraging such observation, there we show that invisible critical failures does not affect any of our arguments earlier.

The following two theorems prove the complexity and correctness guarantees of AGG:

THEOREM 3. *The time complexity and communication complexity of AGG are no more than $11c$ flooding rounds and $O((t + 1) \log N)$ bits, respectively.*

Proof: The pseudo-code in Algorithm 2 obviously shows that AGG terminates within $7cd + 4$ rounds, which are at most $11c$ flooding rounds. For communication complexity, recall that in AGG, a node will flood a special symbol to abort AGG once it has sent $(11t + 14)(\log N + 5)$ bits. \square

THEOREM 4. *If there are at most t edge failures during the execution of AGG, then AGG never aborts and always outputs a correct result.*

Proof: See Appendix B. \square

5. THE VERI PROTOCOL

We again focus on intuitions here, and leave the formal proofs to Appendix C.

Overview. Algorithm 3 at the end of this paper provides the pseudo-code for VERI. VERI aims to determine whether AGG’s output is correct. The natural approach is for VERI to determine whether

scenario	AGG	VERI
1. no more than t edge failures (implying no LFC)	output correct result	output <code>true</code>
2. more than t edge failures and no LFC	output correct result or abort	no guarantee
3. more than t edge failures and exists LFC	no guarantee	output <code>false</code>

Table 2: Guarantees of AGG and VERI under different scenarios.

there have been more than t edge failures. This turns out to be difficult since it involves counting while tolerating potential additional failures during counting. Instead, our approach is to i) identify a weaker requirement that is nevertheless sufficient for AGG not to err, and ii) allow VERI to sometimes err when AGG does not err. Such a weaker requirement on VERI eventually makes an efficient design possible.

Specifically, with respect to a pair of AGG and VERI execution (both with parameter t), a *long failure chain* (LFC) is a chain of t nodes A_1, A_2, \dots, A_t within the same fragment such that i) A_i is the parent of A_{i+1} ($1 \leq i \leq t-1$), ii) all of them have failed by the end of the AGG execution, and iii) A_t has at least one local descendant that is alive at the end of the VERI execution. Here the notions of fragment, parent, and etc are all defined based on the AGG execution. A_1 and A_t are called the *head* and *tail* of the LFC, respectively. Note that having no more than t edge failures implies no LFC, while the reverse is not true. The following theorem claims that regardless of the number of edge failures, AGG will not err as long as there is no LFC.

THEOREM 5. *If there is no LFC, then AGG either outputs a correct result or aborts.*

Proof: See Appendix B. \square

The theorem implies that VERI may safely err in the 2nd scenario in Table 2, where there are more than t edge failures but no LFC. Table 2 also summarizes the guarantees of AGG and VERI in all other possible scenarios.

5.1 Design of The VERI Protocol

By the above discussion, we design VERI by focusing on detecting LFCs. Similar to AGG, in VERI once a node has sent $(5t+7)(3 \log N + 10)$ bits, it will flood a special symbol to cause VERI to output `false`.

Strawman design assuming no additional failures. To help understanding, we first describe a strawman design while assuming that there are no additional failures occurring during VERI’s execution. A simple way to detect LFCs is for each node to ping its parent and children on the (aggregation) tree, and to flood the information about detected failures to all other nodes. Those *failed parents* and *failed children* are potentially tails and heads of LFCs. Without knowing the global tree topology, we will leverage the same witnesses as in Section 4.3 to determine whether they are indeed tails and heads of LFCs. Consider a failed parent B and a witness C of B ’s. Recall that B ’s witness is either B itself or some local descendant of B whose distance to B is at most t . C finds, among its $2t$ ancestors, B ’s nearest ancestor A such that A is either a failed child or a fragment boundary. One can easily see that B is the tail of an LFC iff A is at least $t-1$ hops away from B . Thus C can precisely determine whether B is the tail of an LFC, and can flood such determination to inform the root.

Failures of the witnesses. We now move on to the actual VERI design, by explaining how different kinds of failures during VERI’s execution are addressed. We first consider the failures of the witnesses: In the earlier example, it is possible for all of B ’s witnesses to fail, so that no node can make a proper determination. We

overcome this key challenge precisely by allowing VERI to err, as explained below.

First, we need AGG to maintain some additional information: During AGG’s aggregation phase, we have each node learn the maximum level among its local descendants. This can be easily done by having nodes propagate upstream, along with the partial sum, the maximum level it has seen among its local descendants. Now in VERI, imagine that we can infer the distance x from B to B ’s farthest local descendants.⁸ If the root does not receive any determination on whether B is the tail of some LFC (implying that all of B ’s witnesses have failed), the root applies the following rule: If $x \leq t$, it claims that B is not the tail of an LFC. Otherwise it claims that B is the tail of an LFC, and outputs `false`.

To see when the above rule gives a correct/wrong determination, we separately consider two cases. First, $x \leq t$ implies that all of B ’s local descendants are B ’s witnesses. They must have all failed since all witnesses have failed. In turn, by definition B must not be the tail of an LFC. Second, $x > t$ implies that B has at least t witnesses and all of them have failed. We still cannot determine whether there exists an LFC. But since VERI is allowed to make one-sided error when there are more than t edge failures (i.e., the 2nd and 3rd scenario in Table 2), VERI can simply output `false` in such a case.

When to detect failures. We move on to consider additional failures during the detection of failed parents/children. Those failures may prevent the floodings of information about failed parents/children from reaching the root. This is similar to flooded partial sums getting lost in Section 4.2 and Figure 3. To deal with this, VERI uses the following design similar to the one in AGG: The root floods a single bit. If a node at level l does not receive this bit or any message (claiming the detection of failed parents) from its own parent within $l+1$ rounds, it floods a message claiming that its own parent is a failed parent. If B is the tail of an LFC, such design guarantees (Lemma 20 in Appendix C) to inform the root that either B or some of B ’s local descendant is a failed parent.

Detection of failed children is similarly done by propagating a single bit upstream along all the tree edges. Finally, VERI always detects failed parents first and then detects failed children. This is necessary for correctness, if additional failures may occur during VERI. We leave the details on how this ordering is leveraged in our proofs to Appendix C.

5.2 Complexity and Correctness of VERI

THEOREM 6. *The time complexity and communication complexity of VERI are no more than $8c$ flooding rounds and $O((t+1) \log N)$ bits, respectively.*

Proof: The pseudo-code in Algorithm 3 clearly shows that VERI always terminates within $5cd+3$ rounds, which are at most $8c$ flooding rounds. For communication complexity, recall that in VERI, a node will flood a special symbol to terminate VERI once it has sent over $(5t+7)(10+3 \log N)$ bits. \square

⁸Since B may have failed early on, we may not be able to actually get x . Nevertheless, one can achieve a similar functionality by using the maximum level information from B ’s descendants. See Appendix C for details.

THEOREM 7. Consider a pair of AGG and VERI execution, both parameterized by t . If there exists an LFC, then VERI must output false. If there are at most t edge failures, then VERI must output true.

Proof: See Appendix C.□

6. PROOF FOR THEOREM 1

THEOREM 1 (RESTATEd). For any $b \geq 21c$ and $1 \leq f \leq N$, we have:

$$\begin{aligned} \text{FT}_0(\text{SUM}_N, f, b) &= O\left(\left(\frac{f}{b} \log N + \log N\right) \cdot \min(b, f, \log N)\right) \\ &= O\left(\frac{f}{b} \log^2 N + \log^2 N\right). \end{aligned}$$

Proof: We prove the theorem by constructing an upper bound protocol as in Algorithm 1. The following proves the time complexity, communication complexity, and correctness of Algorithm 1.

For TC, Theorem 3 and 6 tell us that a pair of AGG and VERI executions take no more than $19c$ flooding rounds, and hence Line 3 of Algorithm 1 can complete in time. At Line 6, the root will flood a single bit to all nodes to initiate a brute-force protocol, taking c flooding rounds. Upon receiving this bit, a node floods its id and its input to all other nodes. Within c flooding rounds, the root is guaranteed to receive all flooded messages initiated by nodes that are still alive at the end of the protocol. The root then adds up the input for each id, and outputs the sum. Hence Line 6 takes at most $2c$ flooding rounds. Putting it all together, the time complexity of Algorithm 1 is no more than b flooding rounds.

For CC, by Theorem 4 and 7, if there are no more than $t = \lfloor \frac{2f}{x} \rfloor$ edge failures within an interval, then AGG will not abort and VERI will output true. This will then allow Algorithm 1 to terminate immediately after that interval at Line 4. Thus AGG and VERI will be executed at most $\min(x, f + 1, \log N)$ times at Line 3 of Algorithm 1, since there are (i) total at most x intervals, (ii) at most f edge failures and hence at most $f + 1$ intervals with failures, and (iii) at most $\log N$ intervals selected. By Theorem 3 and 6, the CC of AGG and VERI are both $O((t + 1) \log N)$. Hence the total CC incurred at Line 3 is $O((t + 1) \cdot \min(b, f, \log N) \cdot \log N)$.

Next consider the CC incurred at Line 6. Since there are at most f edge failures in all the x intervals, with probability at least $\frac{1}{2}$, a uniformly random interval contains no more than $\lfloor \frac{2f}{x} \rfloor$ edge failures. Hence with probability at least $\frac{1}{2}$, by Theorem 4 and 7, AGG will not abort and VERI will output true, causing Algorithm 1 to terminate in that interval. The probability of reaching Line 6 is thus at most $1/2^{\log N} = 1/N$. The brute-force protocol at Line 6 itself has a CC of $O(N \log N)$, implying that the CC (over average-case coin flips) incurred at Line 6 is at most $O(\frac{1}{N} \cdot N \log N) = O(\log N)$.

Putting everything together, the CC of Algorithm 1 is:

$$\begin{aligned} &O((t + 1) \cdot \min(b, f, \log N) \cdot \log N) + O(\log N) \\ &= O\left(\left(\frac{f}{b} \log N + \log N\right) \cdot \min(b, f, \log N)\right) \\ &= O\left(\frac{f}{b} \log^2 N + \log^2 N\right). \end{aligned}$$

Finally, we prove that Algorithm 1 always produces a correct sum result. If it outputs a sum at Line 6 from the brute-force protocol, the result is trivially correct. If it outputs the result generated by AGG, then we know that AGG did not abort and VERI outputted true. By Theorem 7, we know that there must have been no LFC. In turn by Theorem 5, we know that the result generated by AGG (if it did not abort) must be correct. □

7. A NEW $\Omega\left(\frac{f}{b \log b} + \frac{\log N}{\log b}\right)$ LOWER BOUND ON THE CC OF SUM (THEOREM 2)

Review of previous lower bound. Our previous work [4] obtained a lower bound on SUM's CC by reducing a two-party communication complexity problem UNIONSIZECP to SUM. In UNIONSIZECP $_{n,q}$, Alice has a string X of length n as her input. Each character in the string is an integer in $[0, q - 1]$ where $q \geq 2$. Bob similarly has a string Y as his input. X and Y satisfy the *cycle promise*,⁹ in the sense that for all $1 \leq i \leq n$, either $Y_i = X_i$ or $Y_i = (X_i + 1) \bmod q$. Here X_i and Y_i are the i th character of X and Y respectively. Alice and Bob aim to determine the quantity $|\{i | X_i \neq 0 \text{ or } Y_i \neq 0\}|$. Our previous work [4] proved a lower bound of $\Omega\left(\frac{n}{q^2}\right) - O(\log n)$ on the CC of UNIONSIZECP $_{n,q}$, and then obtained a lower bound on SUM via a reduction from UNIONSIZECP. Trivially adapting that lower bound to the model in this paper gives us a lower bound of $\Omega\left(\frac{f}{b^2 \log b}\right)$ in this paper's setting.

Our new lower bound. This section presents a new lower bound of $\Omega\left(\frac{f}{b \log b} + \frac{\log N}{\log b}\right)$ for SUM, and this factor- b improvement is necessary to bring down the gap between the upper and lower bound to polylog. The key to achieving this improvement is a stronger lower bound of $\Omega\left(\frac{n}{q}\right) - O(\log n)$ on UNIONSIZECP. This lower bound on UNIONSIZECP is almost tight, given the existing $O\left(\frac{n}{q} \log n + \log q\right)$ upper bound [4].

To obtain this lower bound on UNIONSIZECP, we introduce a new two-party problem called EQUALITYCP $_{n,q}$, which is the same as UNIONSIZECP $_{n,q}$ except that in EQUALITYCP $_{n,q}$, Alice and Bob aim to determine whether X equals Y . We are interested in EQUALITYCP $_{n,q}$ because its rectangular properties are easier to study. The following theorem establishes a reduction from EQUALITYCP to UNIONSIZECP, based on the following observation: Knowing the result of UNIONSIZECP, Alice and Bob can infer whether there exists j such that $X_j = q - 1$ and $Y_j = 0$. If there exists such j , then $X \neq Y$ and we are done. Otherwise for $1 \leq i \leq n$, we must have $Y_i = X_i$ or $Y_i = X_i + 1$ (note that there is no longer “mod q ”). This implies that $X = Y$ iff $\sum_{i=1}^n X_i = \sum_{i=1}^n Y_i$.

THEOREM 8. $\mathcal{R}_0(\text{EQUALITYCP}_{n,q}) \leq \mathcal{R}_0(\text{UNIONSIZECP}_{n,q}) + O(\log q) + O(\log n)$.

Proof: To solve EQUALITYCP, Alice and Bob first invoke the oracle UNIONSIZECP protocol on their inputs X and Y . Bob next sends Alice $\sum_{i=1}^n Y_i$, using $\log n + \log q$ bits, and the occurrence count (denoted as z) of the character 0 in Y , using $\log n$ bits. Alice finally outputs that X equals Y iff $\sum_{i=1}^n X_i = \sum_{i=1}^n Y_i$ and UNIONSIZECP(X, Y) equals $n - z$.

To show the correctness of the above protocol, note that if $X = Y$, then the two conditions trivially hold. We next prove the reverse direction. Since UNIONSIZECP(X, Y) = $n - z$, for all i where $Y_i = 0$, we have $X_i = 0$. In turn, there does not exist i such that $X_i = q - 1$ and $Y_i = 0$. With this additional property, together with the cycle promise, we know that for $1 \leq i \leq n$, either $Y_i = X_i$ or $Y_i = X_i + 1$ (note that there is no longer “mod q ”). Hence X must equal to Y since otherwise $\sum_{i=1}^n Y_i$ would be larger than $\sum_{i=1}^n X_i$. □

Next we apply an existing strong result on the Sperner capacity of directed graphs [3] to obtain a lower bound on the CC of EQUALITYCP. That result was originally stated in the context of a directed coding graph, and the following instantiates it in our specific context:

⁹The cycle promise described here is called the “alternative form” of the cycle promise in [4].

THEOREM 9. (Adapted from Theorem 3.2 in [3].) *Let S be a subset of $\{0, 1, 2, \dots, q-1\}^n$ with the following property: For all $V, W \in S$ where $V \neq W$, there i) exists i such that $V_i \neq W_i$ and $V_i \neq (W_i + 1) \bmod q$, and ii) exists j such that $W_j \neq V_j$ and $W_j \neq (V_j + 1) \bmod q$. Then $|S| \leq (\text{rank}(\mathbb{M}))^n$ for any $q \times q$ matrix \mathbb{M} , where $\mathbb{M}_{i,i} = 1$ for all i , $\mathbb{M}_{i,j} = 0$ for all $(j - i) \bmod q \in \{2, 3, \dots, q-1\}$, and all other entries in \mathbb{M} (i.e., $\mathbb{M}_{1,2}, \mathbb{M}_{2,3}, \dots, \mathbb{M}_{q-1,q}$, and $\mathbb{M}_{q,1}$) can be arbitrary real numbers.*

THEOREM 10.

$$\mathcal{R}_0(\text{EQUALITYCP}_{n,q}) = \Omega\left(\frac{n}{q} - \log n - \log \log q\right).$$

Proof: Our definition of \mathcal{R}_0 allows public coins and only requires Alice to know the result. We define $\mathcal{R}_0^{\text{pri}}$ to be the same as \mathcal{R}_0 except that only private coins are allowed and both Alice and Bob are required to know the result. Using arguments based on rectangles [11], Lemma 11 next proves that $\mathcal{R}_0^{\text{pri}}(\text{EQUALITYCP}_{n,q}) \geq \frac{n}{q-1}$. The theorem follows since i) only one bit is needed for Alice to inform Bob the result, and ii) a public coin protocol using k bits here can always be simulated via private coins while using $O(k + \log \log(q^n \cdot q^n)) = O(k + \log n + \log \log q)$ bits [15]. \square

LEMMA 11. $\mathcal{R}_0^{\text{pri}}(\text{EQUALITYCP}_{n,q}) \geq \frac{n}{q-1}$.

Proof sketch: It is well known [11]¹⁰ that for any (partial) function $h : X \times Y \rightarrow \{0, 1\}$, $\mathcal{R}_0^{\text{pri}}(h) \geq N(h) \geq \log C^1(h)$. Here $N(h)$ is the non-deterministic communication complexity, and $C^1(h)$ is the smallest number of monochromatic rectangles needed to cover (possibly with intersections) all the 1-entries in the matrix corresponding to h . The matrix \mathbb{Z} corresponding to $\text{EQUALITYCP}_{n,q}$ is a $q^n \times q^n$ matrix. All 1-entries in \mathbb{Z} are on the main diagonal. The remainder of \mathbb{Z} consists of 0-entries and undefined entries that correspond to input pairs not satisfying the cycle promise. In any given covering of all the 1-entries using monochromatic rectangles, consider any two 1-entries $\mathbb{Z}_{V,V}$ (i.e., the entry for $X = V$ and $Y = V$) and $\mathbb{Z}_{W,W}$ in any rectangle used in the covering. For the rectangle to be monochromatic, $\mathbb{Z}_{W,V}$ and $\mathbb{Z}_{V,W}$ must not be 0-entries and hence must be undefined entries. This means that there i) exists i such that $V_i \neq W_i$ and $V_i \neq (W_i + 1) \bmod q$, and ii) exists j such that $W_j \neq V_j$ and $W_j \neq (V_j + 1) \bmod q$.

Applying Theorem 9 tells us that the number of 1-entries in such a monochromatic rectangle is upper bounded by $(\text{rank}(\mathbb{M}))^n$ for any $q \times q$ matrix \mathbb{M} satisfying the properties specified in Theorem 9. We want to find such an \mathbb{M} with a small rank, by properly choosing the values of $\mathbb{M}_{1,2}, \mathbb{M}_{2,3}, \dots, \mathbb{M}_{q-1,q}$, and $\mathbb{M}_{q,1}$. We set all of them to be -1 . We claim that the rank of such an \mathbb{M} is exactly $q-1$. To see why, note that adding up all the q rows gives us an all-zero row, and hence $\text{rank}(\mathbb{M}) \leq q-1$. It is also easy to verify that the first $q-1$ rows are linearly independent. Hence $\text{rank}(\mathbb{M}) = q-1$, implying that the number of 1-entries in a monochromatic rectangle of \mathbb{Z} is upper bounded by $(q-1)^n$. Finally, because the total number of 1-entries in \mathbb{Z} is q^n , we have $\mathcal{R}_0^{\text{pri}}(\text{EQUALITYCP}_{n,q}) \geq \log(q^n / (q-1)^n) = n \log(1 + \frac{1}{q-1}) \geq \frac{n}{q-1}$. \square

THEOREM 12. $\mathcal{R}_0(\text{UNIONSIZECP}_{n,q}) = \Omega\left(\frac{n}{q}\right) - O(\log n)$.

Proof: The equation trivially holds for $n \leq q$. For $n > q$, combining Theorem 8 and 10 directly yields the result. \square

¹⁰The result was originally stated for functions, though it trivially applies to partial functions as well.

The $\Omega\left(\frac{f}{b \log b}\right)$ term in Theorem 2 then follows naturally from Theorem 12 and the known reduction [4] from UNIONSIZECP to SUM . The extra $\Omega\left(\frac{\log N}{\log b}\right)$ term in Theorem 2 comes from the $\Omega(N)$ domain size of the sum result. By results in [7], sending $\Omega(\log N)$ bits of information to the root within b flooding rounds (and hence within b rounds under the worst-case topology) requires sending $\Omega\left(\frac{\log N}{\log b}\right)$ actual bits. We defer the full proof of Theorem 2 to Appendix D.

8. ACKNOWLEDGMENTS

We thank Faith Ellen and the PODC anonymous reviewers for many helpful comments on this paper. This work is partly supported by Singapore Ministry of Education Academic Research Fund Tier 2 grant MOE2011-T2-2-042, and partly supported by the research grant for the Human Sixth Sense Programme at the Advanced Digital Sciences Center from Singapore's Agency for Science, Technology and Research (A*STAR).

9. REFERENCES

- [1] M. Bawa, A. Gionis, H. Garcia-Molina, and R. Motwani. The price of validity in dynamic networks. *Journal of Computer and System Sciences*, 73(3):245–264, May 2007.
- [2] A. Blokhuis. On the sperner capacity of the cyclic triangle. *Journal of Algebraic Combinatorics*, 2(2):123–124, June 1993.
- [3] A. R. Calderbank, P. Frankl, R. L. Graham, W.-C. W. Li, and L. A. Shepp. The sperner capacity of linear and nonlinear codes for the cyclic triangle. *Journal of Algebraic Combinatorics*, 2(1):31–48, March 1993.
- [4] B. Chen, H. Yu, Y. Zhao, and P. B. Gibbons. The Cost of Fault Tolerance in Multi-Party Communication Complexity. *Journal of the ACM*, 2014.
- [5] J. Considine, F. Li, G. Kollios, and J. Byers. Approximate aggregation techniques for sensor databases. In *ICDE*, March 2004.
- [6] G. Frederickson. Tradeoffs for selection in distributed networks. In *PODC*, 1983.
- [7] R. Impagliazzo and R. Williams. Communication complexity with synchronized clocks. In *CCC*, June 2010.
- [8] D. Kempe, A. Dobra, and J. Gehrke. Gossip-based computation of aggregate information. In *FOCS*, October 2003.
- [9] F. Kuhn, T. Locher, and R. Wattenhofer. Tight bounds for distributed selection. In *SPAA*, 2007.
- [10] F. Kuhn, N. Lynch, and R. Oshman. Distributed computation in dynamic graphs. In *STOC*, 2010.
- [11] E. Kushilevitz and N. Nisan. *Communication Complexity*. Cambridge University Press, 1996.
- [12] S. Madden, M. Franklin, J. Hellerstein, and W. Hong. Tag: a tiny aggregation service for ad-hoc sensor networks. In *OSDI*, December 2002.
- [13] D. Mosk-Aoyama and D. Shah. Computing separable functions via gossip. In *PODC*, July 2006.
- [14] S. Nath, P. B. Gibbons, S. Seshany, and Z. Anderson. Synopsis diffusion for robust aggregation in sensor networks. *ACM Transactions on Sensor Networks*, 4(2), March 2008.
- [15] I. Newman. Private vs. common random bits in communication complexity. *Information Processing Letters*, 39(2):67–71, July 1991.
- [16] B. Patt-Shamir. A note on efficient aggregate queries in sensor networks. In *PODC*, 2004.
- [17] L. Shrira, N. Francez, and M. Rodeh. Distributed k-selection: From a sequential to a distributed algorithm. In *PODC*, 1983.

Algorithm 2 The AGG Protocol. Following are some additional comments on the pseudo-code. By default, the sender of a message always attaches its id on the message (not shown in the pseudo-code), allowing the receiver to infer the sender. A “_” field in a received message means that we do not care about the value of that field. The pseudo-code allows a node to send multiple messages in a single round. In actual implementation, all these messages should be combined into one, and can thus be sent in one round. The pseudo-code invokes the **flood** primitive in several places, whose (trivial) implementation is not included in the pseudo-code. For a node to flood a message, the node sends the message to its neighbors. Any node receiving a flooded message simply forwards that message upon first receiving that message. The initiating node is called the *source* of the flooding. Note that if a node receives a second flooded message (potentially initiated by a different source) with the same content, the node will *not* forward it again. Finally, each node in AGG keeps track of the total number of bits it has sent. Once the number reaches $(11t + 14)(\log N + 5)$, a node will flood a special symbol to cause all nodes to abort AGG. This mechanism is not shown in the pseudo-code, for clarity.

```

1: /* Tree Construction Phase (total  $2cd + 1$  rounds) */
2: if (I am the root) then
3:   level = 0; parent = null; children =  $\emptyset$ ; ancestor[i] = null for all  $i \in [1, 2t]$ ;
4:   send (tree_construct, level, ancestor) in round 1 of this phase;
5: else
6:   wait to receive the first message (with arbitrary tie breaking if multiple messages received in the same round) in the form of
   (tree_construct, sender_level, sender_ancestor) from any node  $u$ ;
   // the node is now activated, and knows that the current round is round  $sender\_level + 2$  of this phase;
   // the node can then determine the starting round of all the remaining phases in AGG and VERI;
7:   let  $r = sender\_level + 2$  be the current round of this phase;
8:   level = sender_level + 1; parent =  $u$ ; children =  $\emptyset$ ;
9:   ancestor[1] = parent; ancestor[i] = sender_ancestor[i - 1] for all  $i \in [2, 2t]$ ;
10:  send (ack, parent) in round  $r$  of this phase;
11:  send (tree_construct, level, ancestor) in round  $r + 1$  of this phase;
12: end if
13: upon receiving message in the form of (ack, my_id) from any node  $v$ : children = children  $\cup \{v\}$ ;

14: /* Aggregation Phase (total  $2cd + 1$  rounds) */
15: psum = my_input; max_level = level; // psum is for “partial sum”
16: for all  $v \in children$  do
17:   if (in round  $cd - level + 1$  of this phase, receive message (aggregation, sender_psum, sender_max_level) from node  $v$ ) then
18:     psum = psum + sender_psum; max_level = max(max_level, sender_max_level);
19:   else
20:     flood (critical_failure, v) in round  $cd - level + 1$  of this phase;
21:   end if
22: end for
23: send (aggregation, psum, max_level) in round  $cd - level + 1$  of this phase;

24: /* Speculative Flooding Phase (total  $2cd + 1$  rounds) */
25: if (I am the root) then flood (flooded_psum, my_id, psum) in round 1 of this phase;
26: if (I am not the root and no message from parent is received in round  $level + 1$  of this phase) then
27:   flood (flooded_psum, my_id, psum) in round  $level + 1$  of this phase;
28: end if

29: /* Partial Sum Selection Phase (total  $cd + 1$  rounds) */
30: ancestor[0] = my_id;
31: for all message received in the form of (flooded_psum, source_id, _) do
32:   let  $i \in [0, 2t]$  be the smallest  $i$  such that ancestor[i] = source_id; let  $i = \infty$  if such  $i$  does not exist;
33:   let  $j \in [0, 2t]$  be the smallest  $j$  such that ancestor[j] is the root or (critical_failure, ancestor[j]) has been received;
   let  $j = \infty$  if such  $j$  does not exist;
34:   dom = I have received a message (flooded_psum, ancestor[k], _) with  $k \in [i + 1, j]$ ; // dom is for “dominated”
35:   if ( $i \leq t$ ) and ( $i \leq j$ ) then // I am a witness
36:     if ( $j = \infty$ ) then flood (dominated, source_id) in round 1 of this phase;
37:     if ( $j \neq \infty$  and dom) then flood (dominated, source_id) in round 1 of this phase;
38:     if ( $j \neq \infty$  and (!dom)) then flood (compulsory||optional, source_id) in round 1 of this phase;
39:   end if
40: end for

41: /* Output Phase (only executed by the root) */
42: sum = 0;
43: for all received message in the form of (flooded_psum, source_id, source_psum) do
44:   if ((compulsory||optional, source_id) has been received) then sum = sum + source_psum;
   // messages (dominated, source_id) are not actually needed, and we sent those only for clarity
45: end for
46: output sum;

```

Algorithm 3 The VERI Protocol. The initial values of the variables *parent*, *children*, *ancestor*, *level*, and *max_level* are all from the previous AGG execution. All the comments in the caption of Algorithm 2 apply to Algorithm 3 as well, except the following: In VERI, once a node has sent $(5t + 7)(10 + 3 \log N)$ bits, it will flood a special symbol to terminate VERI and cause the root to output `false`. It is worth noting that VERI detects failed parents first, and then failed children. This ordering is intentional and is necessary for correctness – the proofs for Theorem 21 and Lemma 23 rely on such ordering.

```

1: /* Failed Parent Detection Phase (total  $2cd + 1$  rounds) */
2: if (I am the root) then
3:   flood  $\langle \text{detect\_failed\_parent} \rangle$  in round 1 of this phase;
4: else
5:   if (no message from parent is received in round  $level + 1$  of this phase) then
6:     flood  $\langle \text{failed\_parent}, \text{parent}, \text{max\_level} - \text{level} + 1 \rangle$  in round  $level + 1$  of this phase;
7:   end if
8: end if

9: /* Failed Child Detection Phase (total  $2cd + 1$  rounds) */
10: if (children =  $\emptyset$ ) then // I am a leaf
11:   flood  $\langle \text{detect\_failed\_child} \rangle$  in round  $cd - level + 1$  of this phase;
12: else
13:   for all node  $v \in \text{children}$  do
14:     if (no message from node  $v$  is received in round  $cd - level + 1$  of this phase) then
15:       flood  $\langle \text{failed\_child}, v \rangle$  in round  $cd - level + 1$  of this phase;
16:     end if
17:   end for
18: end if

19: /* LFC Detection Phase (total  $cd + 1$  rounds) */
20: for all received messages in the form of  $\langle \text{failed\_parent}, v, \_ \rangle$  do
21:   let  $i \in [0, 2t]$  be the smallest  $i$  such that  $\text{ancestor}[i] = v$ ; let  $i = \infty$  if such  $i$  does not exist;
22:   let  $j \in [0, 2t]$  be the smallest  $j$  such that  $\text{ancestor}[j]$  is either the root or  $\langle \text{critical\_failure}, \text{ancestor}[j] \rangle$  was previously received in AGG; let  $j = \infty$  if such  $j$  does not exist;
23:   if ( $i \leq t$  and  $i \leq j$ ) then // I am a witness
24:     let  $k \in [i, 2t]$  be the smallest  $k$  such that i)  $\langle \text{failed\_child}, \text{ancestor}[k] \rangle$  has been received, or ii)  $\text{ancestor}[k]$  is the root, or iii)  $\langle \text{critical\_failure}, \text{ancestor}[k] \rangle$  was previously received in AGG; let  $k = \infty$  if such  $k$  does not exist;
25:     if ( $k - i + 1 \geq t$ ) then
26:       flood  $\langle \text{LFC\_tail}, v \rangle$  in round 1 of this phase;
27:     else
28:       flood  $\langle \text{not\_LFC\_tail}, v \rangle$  in round 1 of this phase;
29:     end if
30:   end if
31: end for

32: /* Output Phase (only executed by the root) */
33: if (I have received message  $\langle \text{LFC\_tail}, v \rangle$  for any node  $v$ ) then output false; // LFC exists
34: for all received message in the form of  $\langle \text{failed\_parent}, v, x \rangle$  where  $x \geq t$  do
35:   if ( $\langle \text{not\_LFC\_tail}, v \rangle$  has not been received) then output false; // LFC may exist — VERI may have one-sided error here
36: end for
37: output true; // no LFC

```

APPENDIX

A. DEALING WITH UNKNOWN f

Our upper bound protocol in Algorithm 1 assumes that f (i.e., the upper bound on the number of edge failures) is known to the protocol. It is trivial to generalize it to deal with unknown f , using the standard doubling trick.

Specifically, given b flooding rounds where $b \geq 19c \log N + 21c$, we divide the first $b - 2c$ flooding rounds into $1 + \log N$ blocks. In the i th block, our guess for f will be $f = 2^{i-1}$. Each block is further divided into $x = \lfloor \frac{b-2c}{19c(1+\log N)} \rfloor = \Theta(\frac{b}{\log N})$ intervals. Within the i th block, the nodes uniformly randomly select $\log N$ intervals. In each selected interval, we again run AGG and VERI, with $t = \lfloor \frac{2 \cdot 2^{i-1}}{x} \rfloor$. As before, if AGG does not abort and VERI outputs `true`, the protocol terminates. Finally, if the protocol does not terminate within the first $b - 2c$ flooding rounds, we again resort to the brute-force protocol.

The correctness of the above generalized protocol is obvious. Next we show that the CC of the protocol is $O((\frac{f}{b} \log^2 N + \log^2 N) \cdot \min(b, f, \log N))$, which is still within polylog factor from our lower bound. For blocks 1 through $\lceil \log f \rceil + 1$, by same argument as earlier, the total CC incurred is:

$$\begin{aligned} & \sum_{i=1}^{\lceil \log f \rceil + 1} O\left(\left(\left\lfloor \frac{2 \cdot 2^{i-1}}{x} \right\rfloor + 1\right) \cdot \log N \cdot \min(b, f, \log N)\right) \\ &= O\left(\left(\frac{f}{x} + \log f + 1\right) \cdot \log N \cdot \min(b, f, \log N)\right) \end{aligned}$$

Next in block $\lceil \log f \rceil + 1$ and later blocks, our guess on f (i.e., 2^{i-1}) already reaches the actual f . By same argument as earlier, the protocol will terminate in each of these blocks independently with at least $1 - \frac{1}{N}$ probability. Hence the CC incurred in block $\lceil \log f \rceil + 2$ and later blocks is at most:

$$\begin{aligned} & \sum_{i=\lceil \log f \rceil + 2}^{\log N + 1} \frac{1}{N^{i-\lceil \log f \rceil - 1}} \cdot O\left(\left(\left\lfloor \frac{2 \cdot 2^{i-1}}{x} \right\rfloor + 1\right) \cdot \log N \cdot \min(b, f, \log N)\right) \\ &= O\left(\frac{1}{N} \cdot \left(\frac{f}{x} + 1\right) \cdot \log N \cdot \min(b, f, \log N)\right) \end{aligned}$$

Finally, the probability of the protocol of reaching the last $2c$ flooding rounds is at most $\frac{1}{N}$. Hence the CC incurred in the last $2c$ flooding rounds is at most $O(\frac{1}{N} \cdot N \log N) = O(\log N)$. Adding the three part up and we get the CC of the protocol as:

$$\begin{aligned} & O\left(\left(\frac{f}{x} + \log f + 1 + \frac{1}{N} \cdot \left(\frac{f}{x} + 1\right)\right) \cdot \log N \cdot \min(b, f, \log N)\right) + O(\log N) \\ &= O\left(\left(\frac{f}{b} \log^2 N + \log^2 N\right) \cdot \min(b, f, \log N)\right) \end{aligned}$$

B. PROOF FOR THEOREM 4 AND 5

Throughout this section, unless otherwise mentioned, *nodes on a tree path* from node A to node B includes all nodes on the path as well as the two end points A and B . All ‘‘Phases’’ and ‘‘Lines’’ in the proofs, by default, refer to phases and lines in Algorithm 2.

LEMMA 13. *At the end of the Tree Construction Phase in AGG, there exists a distributed aggregation tree in the system where each*

node on the tree knows its children, parent, and $2t$ ancestors. Furthermore, if a node in the system is not included in this aggregation tree, then it must have failed by the end of the Tree Construction Phase.

Proof: Trivial from the pseudo-code. \square

From now on, whenever we refer to a node, by default we mean a node in the above aggregation tree. By the above lemma, nodes not on the tree must have failed by the end of AGG and hence their inputs do not need to be included in the sum result.

LEMMA 14. *Consider any flooding done in any phase in the AGG protocol. If the flooded message is initiated or received by a node that is still alive at the end of the phase, then all nodes that are still alive at the end of the phase will have received the message by the end of the phase.*

Proof: In AGG, flooded messages are initiated at Line 20, 27, 36, 37, and 38. One can easily verify that in all cases, there are at least $cd + 1$ rounds (including the round during which the flood is initiated) remaining in the corresponding phase. Within those $cd + 1$ rounds, such flooding is either seen by all live nodes, or is completely smothered by failures and does not reach any of the remaining live nodes. But since the message is initiated or received by a node that is still alive at the end of the phase, it is impossible for the flooding to be completely smothered. \square

LEMMA 15. *If Z is an invisible critical failure, then all of Z 's local ancestors must have failed by the end of the Aggregation Phase in AGG.*

Proof: Prove by contradiction and assume that Z 's local ancestor A is still alive. Let Y be the node with the smallest level on the tree path from Z to A such that Y is a critical failure. In fact in this case, Y must be an invisible critical failure. Y can be Z itself, but Y must not be A since A is still alive. In the next we will prove that Y 's parent will initiate a flooding claiming that Y is a critical failure, and this flooded message will successfully reach A . Since A is alive even at the end of the Aggregation Phase, by Lemma 14, this flooding will be forwarded by A and eventually reach the root. This will imply that Y is a visible critical failure instead of an invisible one, leading to a contradiction.

To see why Y 's parent will initiate a flooding and why such flooding will successfully reach A , consider any give node B on the tree path from Y 's parent to A . Let l be B 's level. By definition of Y , B must not be a critical failure, and hence B is alive during round $cd - l + 1$ at Line 23. Hence Y 's parent will initiate a flooding of message `<critical_failure, Y>` at Line 20. Furthermore, this flooded message will be properly relayed by every node on the path from Y 's parent to A . \square

The next lemma shows that our design on when to do speculative floodings has the following nice property: If a live node B does not flood its own partial sum, then it must have forwarded a ‘‘better’’ partial sum that includes all those inputs included by B 's partial sum. In other words, we never run into the situation where we need B 's partial sum but B did not flood it.

LEMMA 16. *Consider any node B that is alive by the end of the Speculative Flooding Phase of AGG and whose level is l . Then in round $(l + 1)$ of the Speculative Flooding Phase, B must either flood its own partial sum at Line 27 or forward a partial sum (of its local ancestor) that includes all those inputs included by B 's partial sum.*

Proof: We will prove, via a simple induction, that if B doesn't flood its own partial sum then B must have forwarded a partial

sum of one of its local ancestors. By definition of a local ancestor and by Lemma 15, we know that such a partial sum includes all those inputs included by B 's partial sum.

Let l be B 's level. The induction base for $l = 0$ is trivial. Assume that our claim holds for $l = k - 1$, and consider the node B at level k . If B does not flood its own partial at Line 27 of the AGG protocol, then B must have received a message contains some partial sums from its parent A at Line 26. Since B is alive by the end of the Speculative Flooding Phase, B must not be a critical failure and hence A must be B 's local ancestor. Also, all of A 's local ancestors must be B 's local ancestors. If the message contains A 's partial sum, we are done. If the source of this flooded message is not A , by inductive hypothesis, A must have forwarded (in the message) a partial sum of one of A 's local ancestors. Since A 's local ancestors must be B 's local ancestors, we are done as well. \square

LEMMA 17. *The union of all compulsory partial sums and any subset of optional partial sums must form a representative set.*

Proof: Let the given union be S . We need to prove that for any node B , if B is alive at (has failed by) the end of the VERI execution that immediately follows AGG, then S contains exactly one (at most one) representative of B . We first prove that S contains at most one representative of B , via a contradiction. A representative of B is either B 's partial sum or B 's local ancestor's partial sum. Hence if S contains two partial sums s_1 and s_2 that are both representatives of B , then one of s_1 and s_2 must be dominated. This contradicts to the fact that S contains no dominated partial sums.

We next prove that if B is alive at the end of the VERI execution that immediately follows AGG, then S contains at least one representative of B . By Lemma 16, B must either flood its own partial or forward a partial sum that includes B 's input. In either case, the partial sum flooded or forwarded is B 's representative. Since B is alive at the end of the VERI execution that immediately follows AGG, by Lemma 14, this partial sum will be received by the root. Now consider the set containing all of B 's representatives that are received by the root. This set is hence non-empty. There must be at least one partial sum in this set that is non-dominated. We claim that this non-dominated partial sum must be compulsory. To see why, note that this partial sum must be from either B or B 's local ancestor. Since B is alive at the end of the VERI execution that immediately follows AGG, this non-dominated partial sum must be compulsory. By definition of S , this compulsory partial sum must be in S . \square

The next lemma proves that if there is no LFC, then the labels (i.e., "compulsory||optional" and "dominated") assigned by the witnesses on the partial sums are always correct:

LEMMA 18. *Consider all partial sums received by the root at Line 43. If there is no LFC, then at Line 44:*

- For every dominated partial sum from a node B , the root does not receive $\langle \text{compulsory}||\text{optional}, B \rangle$.
- For every compulsory partial sum from a node B , the root receives $\langle \text{compulsory}||\text{optional}, B \rangle$.

Proof:

We prove the two cases one by one:

- Prove by contradiction, and assume that the root receives $\langle \text{compulsory}||\text{optional}, B \rangle$ flooded by a node C . By Line 35, C is at most t hops away from B , and C must be either B 's local descendant or B itself. Since B 's partial sum s_1 is dominated, then there must exist another partial sum s_2 (seen by the root and hence all nodes in the system) that is from

B 's local ancestor A . If C does not see the local root of the fragment among its $2t$ ancestors, C will have $j = \infty$ at Line 33 and thus will not flood $\langle \text{compulsory}||\text{optional}, B \rangle$ at Line 38. If C sees the local root among its $2t$ ancestors, C must also see A among its local ancestors. This means that the dom variable at Line 34 is true , and hence C will not flood $\langle \text{compulsory}||\text{optional}, B \rangle$ at Line 38 either. Contradiction.

- We first claim that there exists a node C that is still alive at the end of the AGG and C satisfies the conditions at Line 35 (i.e., C must be B 's witness). To see why, note that since B 's partial sum is compulsory, B must have a local descendant D that is still alive at the end of the corresponding VERI execution. Now consider the tree path from D to B . There must be a node C that is within t hops of B and that is still alive at the end of AGG, since otherwise together with the existence of D , we would have an LFC. Such a C obviously satisfies the conditions at Line 35.

Next we prove, via a contradiction, that C must see the local root of C 's fragment among C 's $2t$ ancestors. If C does not see the local root, then there are at least $2t - t = t$ nodes on the tree path from B to the local root (excluding B and the local root). Since B 's partial sum is compulsory, B must have a local descendant D that is still alive at the end of the corresponding VERI execution. Now we can claim that there must exist a node A on the tree path from B to the local root (excluding B and the local root) that is still alive at the end of AGG. This is true because otherwise we would have an LFC. Next by Lemma 16, A must have flooded its own partial sum or a partial sum of one of its local ancestors. By Lemma 14, the flooded partial sum will be received by the root in time. Since this partial sum is from B 's local ancestor, it means that B 's partial sum is dominated, leading to a contradiction.

Hence C must see its local root within its $2t$ ancestors and C will have $j \neq \infty$ at Line 33. Since B 's partial sum is compulsory, the root (and C as well) must have not seen another partial sum from one of B 's local ancestors. This means that the dom variable at Line 34 is false for C . Now C has satisfied the conditions at Line 38, and thus will flood $\langle \text{compulsory}||\text{optional}, B \rangle$. Finally, since C is still alive at the end of the AGG, by Lemma 14, such flooding will reach the root.

\square

THEOREM 5 (RESTATED). *If there is no LFC, then AGG either outputs a correct result or aborts.*

Proof: We prove that if there is no LFC and if AGG does not abort, then it outputs a correct sum. AGG computes a final output by summing up all $source_psum$'s in messages $\langle \text{flooded_psum}, source_id, source_psum \rangle$ (Line 43) where $\langle \text{compulsory}||\text{optional}, source_id \rangle$ has been received (Line 44). By Lemma 17 and 18, all these $source_psum$'s exactly form a representative set S . Each partial sum in S is the sum of the inputs from some of the nodes. By definition of a representative set, for any node B that is still alive at (has failed by) the end of the VERI execution that immediately follows AGG, S must contain exactly one (at most one) partial sum (i.e., B 's representative) that includes the input of B . Hence the sum of all the partial sums in S includes B 's input exactly once if B is still alive at the end of the VERI execution that immediately follows AGG, or at most once if B has failed. Finally, the sum of all the partial sums in S obviously does not include the input of any nodes that are not in the aggregation tree. By Lemma 13, nodes that are not on the aggregation tree must have failed by the end of the

Tree Construction Phase and hence there is no need to include their inputs. All these imply that the sum result must be correct. \square

THEOREM 4 (RESTATED). *If there are at most t edge failures during the execution of AGG, then AGG never aborts and always outputs a correct result.*

Proof: No more than t edge failures implies no LFC. Hence by Theorem 5, it suffices to prove that no node sends $(11t+14)(\log N+5)$ bits to abort AGG. Algorithm 2 shows that in AGG a node may i) send messages at Line 10, 11, and 23, and ii) initiate floodings at Line 20, 25, 27, 36, 37, and 38. One can easily verify that Line 10, 11, and 23 incur at most $10 + 2 \log N$, $10 + 2 \log N + 2t \log N$, and $10 + 3 \log N$ bits respectively. Note that here the 10 bits are sufficient to encode the type of each message. Also, each message needs to reserve $\log N$ bits for the sender's id.

Next because there are at most t edge failures, the total sizes of all the messages flooded at Line 20, 25, and 27 are $t(10 + 2 \log N)$, $10 + 3 \log N$, and $t(10 + 3 \log N)$ bits, respectively. Finally, at Line 36, 37, and 38, a node may flood either $\langle \text{dominated}, \text{source_id} \rangle$ or $\langle \text{compulsory} \parallel \text{optional}, \text{source_id} \rangle$ for each received $\langle \text{flooded_psum}, \text{source_id}, \text{source_psum} \rangle$. Because the number of distinct source_id is at most $t + 1$, the number of flooded messages with distinct contents will be at most $2t + 2$. Since each such message has no more than $10 + 2 \log N$ bits, all those floodings at Line 36, 37, and 38 incur at most $(2t + 2)(10 + 2 \log N)$ bits for each node. Adding all these numbers up yields exactly $60 + 40t + 14 \log N + 11t \log N$ bits, which is less than $(11t+14)(\log N+5)$ bits. \square

C. PROOF FOR THEOREM 7

Throughout this section, we use $X.\text{level}$ and $X.\text{max_level}$ to denote the value of the local variables level and max_level on node X at the end of the AGG execution, respectively. Same as Appendix B, whenever we refer to a node in this section, by default we mean a node in the aggregation tree as constructed in the AGG execution. Also *nodes on a tree path* from node A to node B , by default, includes all nodes on the path as well as the two end points A and B . All ‘‘Phases’’ and ‘‘Lines’’ in the proofs, by default, refer to phases and lines in Algorithm 3.

LEMMA 19. *Consider any flooding done in any phase in the VERI protocol. If the flooded message is initiated or received by a node that is still alive at the end of the phase, then all nodes that are still alive at the end of the phase will receive the message by the end of the phase.*

Proof: In VERI, floodings are potentially initiated at Line 3, 6, 11, 15, 26, and 28. One can easily verify that in all cases, there are at least $cd + 1$ rounds (including the round during which the flooding is initiated) remaining in the corresponding phase. Within those $cd + 1$ rounds, such flooding is either seen by all live nodes, or is completely smothered by failures and does not reach any of the remaining live nodes. But since the message is initiated or received by a node that is still alive at the end of the phase, it is impossible for the flooding to be completely smothered. \square

The next lemma formalizes the property of the Failed Parent Detection Phase. The lemma shows if a node B has failed and if it has a live descendant F , then the protocol is guaranteed to find a failed parent C on the tree path between B and F . (Note that the protocol does not necessarily find B itself as a failed parent, due to additional failures during VERI's execution.)

LEMMA 20. *Consider a node B and any of its local descendant F . If B failed before the Failed Parent Detection Phase starts and if F is still alive at the end of that phase, then there must exist a node C such that: i) C is on the tree path from F to B , ii) all nodes on the tree path from C to B have failed by the end of the phase, and iii) every node that is alive at the end of the phase has received the message $\langle \text{failed_parent}, C, x \rangle$ by the end of that phase with $x \geq F.\text{level} - C.\text{level}$.*

Proof: Let E be the node with the smallest level on the tree path from F to B , such that E is still alive at the end of the phase. Since F is alive, such E must exist. Let C be the node on the tree path from E to B with the largest level that did not send the message which it is supposed to send in round $C.\text{level} + 1$. (Note that this intended message can either be a new flooding initiated by C itself at Line 6 or it can be a message received from C 's parent and then forwarded by C .) C must exist since at least B , which failed before the phase starts, did not send the message. C already satisfies the first two properties needed in the lemma. The next proves that C satisfy the last property as well.

Let D be C 's child that on the tree path from E to B . D must exist since C cannot be E which is alive at the end of the phase. Since C did not send any message in round $C.\text{level} + 1$, D will flood $\langle \text{failed_parent}, C, x \rangle$ where $x = D.\text{max_level} - D.\text{level} + 1$ at Line 6. By definition of C , all nodes on the tree path from E to D manage to send the messages that they are supposed to send during the corresponding rounds. Hence the message $\langle \text{failed_parent}, C, x \rangle$ will reach E . Finally, because E is alive at the end of the phase, Lemma 19 tells us that the every node that is alive by the end of the phase will receive $\langle \text{failed_parent}, C, x \rangle$.

We still need to show $x \geq F.\text{level} - C.\text{level}$. By the definition of C , D is still alive at the end of the previous AGG execution. By Lemma 15, there are no (invisible) critical failures on the tree path from F to D . This implies that $D.\text{max_level} \geq F.\text{max_level} \geq F.\text{level}$, and $x = D.\text{max_level} - D.\text{level} + 1 \geq F.\text{level} - D.\text{level} + 1 = F.\text{level} - C.\text{level}$. \square

Next we use the above lemma to prove the following theorem:

THEOREM 21. *If there exists an LFC, VERI must output false.*

Proof: Let A and B be the head and tail of the given LFC, respectively. By definition of LFC, B has a local descendant F that is still alive at the end of VERI. By Lemma 20, there exist a node C on the tree path from F to B such that i) all nodes on the tree path from C to B have failed by the end of that phase, and ii) every node that is alive at the end of the Failed Parent Detection Phase receives $\langle \text{failed_parent}, C, x \rangle$ by the end of that phase where $x \geq F.\text{level} - C.\text{level}$.

We first claim that the root *may* receive the message $\langle \text{LFC_tail}, C \rangle$ but will never receive the message $\langle \text{not_LFC_tail}, C \rangle$, as proved in the following. For the message $\langle \text{failed_parent}, C, x \rangle$, consider any node D that satisfies Line 23 (i.e., D is C 's witness). Since all nodes on the tree path from C to A have failed by the end of the Failed Parent Detection Phase, none of those nodes will flood $\langle \text{failed_child}, _ \rangle$ at Line 15.¹¹ There are at least t nodes on the tree path from C to A . Thus at Line 25, D will have $k - i + 1 \geq t$ and hence D will never flood $\langle \text{not_LFC_tail}, C \rangle$ at Line 28.

Now if the root does receive the message $\langle \text{LFC_tail}, C \rangle$, then it will output `false` at Line 33 and we are done. Next consider the case where the root does not receive $\langle \text{LFC_tail}, C \rangle$. We claim that this implies that all of C 's witnesses have failed by the end of the

¹¹Note that the argument here relies on the fact that the Failed Parent Detection Phase is before the Failed Child Detection Phase.

LFC Detection Phase. Prove by contradiction and assume that C 's witness D is still alive. D must have received $\langle \text{failed_parent}, C, x \rangle$ with $x \geq F.\text{level} - C.\text{level}$. Since D is a witness, it must satisfy the conditions at Line 23. It will either executed Line 26 or 28. By arguments in the previous paragraph, D will not flood $\langle \text{not_LFC_tail}, C \rangle$ and hence D must flood $\langle \text{LFC_tail}, C \rangle$ at Line 26. Since D is still alive at the end of the LFC Detection Phase, Lemma 19 tells us that the root will receive this message flooded by D , leading to a contradiction. Because F is still alive and is C 's local descendant, and since all of C 's witnesses have failed, it implies that $F.\text{level} - C.\text{level} \geq t + 1$ and thus $x \geq t + 1$. Thus the message $\langle \text{failed_parent}, C, x \rangle$ must satisfy the condition of $x \geq t$ at Line 34. Finally, since the root never receives $\langle \text{not_LFC_tail}, C \rangle$ by our earlier argument, it will output `false` at Line 35. \square

The next lemma formalizes the property of the Failed Child Detection Phase. The lemma shows if a node D has failed, then unless all nodes from D to its local root have failed, the protocol is guaranteed to find a failed child C on the tree path between D and its local root. (Note that the protocol does not necessarily find D itself as a failed child, due to additional failures during VERI's execution.)

LEMMA 22. *For any node D that failed before the Failed Child Detection Phase starts, there must exist a node C such that: i) C is on the tree path from D to D 's local root, ii) all nodes on the tree path from D to C have failed by the end of the phase, and iii) either C is D 's local root or every node that is alive at the end of the phase receives $\langle \text{failed_child}, C \rangle$ by the end of the phase.*

Proof: If all nodes on the tree path from D to its local root has failed by the end of the phase, the lemma trivially hold with C being the local root. Otherwise let A be the node with the largest level on the tree path from D to its local root, such that A is still alive at the end of the phase.

Let C be the node on the tree path from D to A with the smallest level that did not send the message which it is supposed to send in round $cd - C.\text{level} + 1$. (Note that this intended message can either be a new flooding initiated by C itself at Line 15 or it can be some message received from C 's children and then forwarded by C .) C must exist since at least D , which failed before the phase starts, will not send the message. C already satisfies the first two properties needed in the lemma. The next proves that C satisfy the last property as well.

Let B be C 's parent. B is on the tree path from D to A since C cannot be A which is alive at the end of the phase. Since C did not send any message in round $cd - C.\text{level} + 1$, B will flood $\langle \text{failed_child}, C \rangle$ at Line 15. By definition of C , all nodes on the tree path from B to A manage to send the messages that they are supposed to send at the corresponding rounds. Hence the message $\langle \text{failed_child}, C \rangle$ will reach A . Finally, because A is alive at the end of the phase, Lemma 19 tells us that the every node that is alive at the end of the phase will receive $\langle \text{failed_child}, C \rangle$. \square

Leveraging the above lemma, we can now prove the following lemma. This lemma claims that if there are no more than t edge failures, then no node will ever flood $\langle \text{LFC_tail}, _ \rangle$, and some node may flood $\langle \text{not_LFC_tail}, _ \rangle$.

LEMMA 23. *Consider any pair of AGG and VERI executions during which the total number of edge failures is no more than t . For any node D such that the root has received $\langle \text{failed_parent}, D, _ \rangle$ by the end of the Failed Parent Detection Phase, no node will ever flood $\langle \text{LFC_tail}, D \rangle$. Furthermore, if a witness of D is still alive at the end of the VERI execution, then that witness will flood $\langle \text{not_LFC_tail}, D \rangle$ at Line 28.*

Proof: For the root to receive $\langle \text{failed_parent}, D, _ \rangle$, some node must have flooded this message earlier at Line 6. For such flooding to be initiated, the condition at Line 5 must be met, implying that D has failed before the Failed Child Detection Phase.¹² Lemma 22 tells us that there exists node C on the tree path from D to its local root such that i) all nodes on the tree path from D to C have failed by the end of the Failed Child Detection Phase, and ii) either C is D 's local root or $\langle \text{failed_child}, C \rangle$ is received by all nodes which is alive at the end of the Failed Child Detection Phase. Since C has failed by the end of the phase, it must not be the root and hence it has a parent.

If all of D 's witnesses failed before the Failed Child Detection Phase starts, the lemma trivially holds. Otherwise let E be any witness of D 's which is still alive at the beginning of the Failed Child Detection Phase. E cannot be D since D failed before the phase starts, and thus D has at least one child. Together with the earlier fact that C has a parent and the given condition that there are no more than t edge failures, this implies that C is at most $t - 2$ hops away from D . Finally, recall that either C is the D 's local root (and hence E 's local root) or the message $\langle \text{failed_child}, C \rangle$ is received by E . Hence at Line 24, E will find a k such that $k - i \leq t - 2$. Such a value of k does not satisfy the condition at Line 25, preventing E from flooding $\langle \text{LFC_tail}, D \rangle$. In fact with such a value of k , if E is alive at the end of the VERI execution, E must flood $\langle \text{not_LFC_tail}, D \rangle$ at Line 28. \square

Next we use the above lemma to prove the following theorem:

THEOREM 24. *If there are no more than t total edge failures (during the executions of AGG and VERI), then VERI must output `true`.*

Proof: Prove by contradiction and assume that VERI outputs `false`. VERI may output `false` only in three cases. The first case is at Line 33, where the root receives $\langle \text{LFC_tail}, D \rangle$ for some node D . For the root to receive this message, there must have been some node E that floods $\langle \text{LFC_tail}, D \rangle$ at Line 26. For E to do so, it must see the message $\langle \text{failed_parent}, D, _ \rangle$, which must also be seen by the root. Apply Lemma 23 and we know that no node will ever flood $\langle \text{LFC_tail}, D \rangle$. This contradicts with the fact that the root later receives this message.

The second case where VERI outputs `false` is at Line 35. This means that the root receives a message $\langle \text{failed_parent}, D, x \rangle$ with $x \geq t$, and it does not receive any message $\langle \text{not_LFC_tail}, D \rangle$. Let D 's child E be the node that initially flooded the message $\langle \text{failed_parent}, D, x \rangle$ at Line 6. Hence $x = E.\text{max_level} - E.\text{level} + 1 \geq t$. Thus E has at least $t - 1$ local descendants, and in turn D has at least $t + 1$ witnesses (i.e., D , E , and E 's nearest $t - 1$ local descendants). Since there are at most t edge failures, D must have at least one witness C that is still alive at the end of the VERI execution. Lemma 23 then tells us that C will flood $\langle \text{not_LFC_tail}, D \rangle$, and Lemma 19 tells us that such flooding will reach all live nodes. This contradicts with the fact that the root does not receive $\langle \text{not_LFC_tail}, D \rangle$.

The last case where VERI outputs `false` is when some node has sent $(5t + 7)(10 + 3 \log N)$ bits and hence floods a special symbol to terminate VERI. We will show that this will not happen, by carefully count the total number of bits sent by each node. In VERI, nodes only communicate by floodings. A node may initiate floodings at Line 3, 6, 11, 15, 26, and 28. The size of the flooded messages is always no larger than $(10 + 3 \log N)$. Here 10 bits is sufficient to encode the message type. Also, each message needs to allocate $\log N$ bits for the sender's id. At each line except Line

¹²Note that the argument here relies on the fact that the Failed Parent Detection Phase is before the Failed Child Detection Phase.

11, the total number of floodings initiated system-wide is at most $(t + 1)$. At Line 11, each leaf initiates a flooding for the message (`detect_failed_child`). By our design, since all these floodings have the same content, a node will only forward the first such message received. Thus this is equivalent to a single flooding, in terms of the number of bits sent by each node. Taking all the above into account, a node will send at most $(5t + 6)(10 + 3 \log N)$ bits, which is less than $(5t + 7)(10 + 3 \log N)$ bits. \square

Directly combining Theorem 21 and 24, we have:

THEOREM 7 (RESTATED). *Consider a pair of AGG and VER-1 execution, both parameterized by t . If there exists an LFC, then VER1 must output `false`. If there are at most t edge failures, then VER1 must output `true`.*

D. PROOF FOR THEOREM 2

D.1 Lower Bound on the CC of UNIONSIZECP with Synchronous Rounds

We need to first convert the result in Theorem 12 to a setting with synchronous rounds [7], to allow for the later reduction from UNIONSIZECP to SUM. In this setting with synchronous rounds [7], Alice and Bob still aim to solve UNIONSIZECP except that now they proceed in synchronous rounds. In each *round*, Alice and Bob may either send or not send a message to the other party. We allow the two parties to simultaneously send message in a round. The *time complexity* (TC) of a (Las Vegas) protocol for solving UNIONSIZECP in such a setting is defined as the number of rounds needed, over the worst-case input and worst-case coin flips. The protocol's *communication complexity* (CC) is still defined to be the number of bits sent by Alice and Bob, over the worst-case input and *average-case* coin flips. The communication complexity of UNIONSIZECP under this synchronous setting, denoted as $\mathcal{R}_0^{\text{syn}}(\text{UNIONSIZECP}, a)$, is the smallest CC across all protocols for solving UNIONSIZECP whose TC is at most a rounds. Following is a known relation between the setting with synchronous rounds and the classic setting without:

LEMMA 25. (From [7] and [4].) *For any two-party communication complexity problem Π and any $a \geq 2$, $\mathcal{R}_0(\Pi) = \mathcal{R}_0^{\text{syn}}(\Pi, a) \cdot O(\log a)$.*

COROLLARY 26. $\mathcal{R}_0^{\text{syn}}(\text{UNIONSIZECP}_{n,q}, a) = \Omega\left(\frac{n}{q \log a}\right) - O\left(\frac{\log n}{\log a}\right)$.

Proof: Directly from Theorem 12 and Lemma 25. \square

D.2 Reduction from UNIONSIZECP to SUM

This section will prove the following lemma:

LEMMA 27. *Consider any $b \geq 1$, $N \geq 14$, and $8 \leq f \leq N$. Let $n = \lfloor \frac{f-2}{6} \rfloor$ and $q = 5b$. We have:*

$$\mathcal{R}_0^{\text{syn}}(\text{UNIONSIZECP}_{n,q}, 5b) \leq 2\text{FT}_0(\text{SUM}_N, f, b)$$

We will prove this lemma by showing that any oracle protocol for solving SUM (for the given b , N , and f) can be used to solve any UNIONSIZECP _{n,q} instance (for the corresponding n and q). Note that this proof is almost identical to the one in our own previous work [4], except some minor changes which are done because of some minor differences between this paper's model and the model in [4]. We thus do not claim novelty in this lemma or any of the discussions in this section – we include such discussions only for the sake of completeness.

D.2.1 The Original Form of The Cycle Promise

To facilitate the reduction from UNIONSIZECP to SUM, we need to use the *original form* [4] of the cycle promise. In UNIONSIZECP _{n,q} as defined in Section 7, Alice's and Bob's inputs X and Y satisfy the cycle promise in the sense that for all $1 \leq i \leq n$, either $Y_i = X_i$ or $Y_i = (X_i + 1) \bmod q$. With the *original form* of the cycle promise, for all $1 \leq i \leq n$, we instead have i) $Y_i = 0$ or $Y_i = 1$ if $X_i = 0$, ii) $Y_i = q - 2$ or $Y_i = q - 1$ if $X_i = q - 1$, and iii) $Y_i = X_i - 1$ or $Y_i = X_i + 1$ if $0 < X_i < q - 1$.

As shown in [4], the CC of UNIONSIZECP under the cycle promise in Section 7 is exactly the same as the CC of UNIONSIZECP under the above original form of the cycle promise. Hence all our earlier lower bounds on the CC of UNIONSIZECP continue to apply when we consider this alternative form of the cycle promise. We will use this alternative form from now on.

D.2.2 Mapping a UNIONSIZECP Instance to a SUM Instance

We now construct the reduction from UNIONSIZECP to SUM. Given any UNIONSIZECP _{n,q} instance where $n = \lfloor \frac{f-2}{6} \rfloor$ and $q = 5b$, we map it to the SUM problem on the topology in Figure 4. The topology has n parallel *chains* of nodes with 5 nodes on each chain. We connect one end of each chain to a node α , and the other end of each chain to a node β . We also connect α and β using an edge. We let α be the root of the topology. Finally, we connect $N - 5n - 4$ dummy nodes directly to β so that the total number of nodes (including the 2 dummy nodes described next) is exactly N . We further attach a chain of 2 dummy nodes to α so that the diameter of the initial topology is 5. Together with our design of the failure adversary later, these 2 dummy nodes will ensure that the diameter of the topology is always 5 in all rounds, meaning that the failures will not affect the diameter. This will make our lower bound construction as general as possible — more specifically, the construction will hold for all possible c ($c \geq 1$) values.

Next we describe the input values and the oblivious failure adversary. For all $1 \leq i \leq n$, consider the i th chain in the topology, and let the 5 nodes on the chain be v_1 through v_5 , in order of increasing distance from α . The binary input to the middle node v_3 is 0 if $X_i = 0$ and $Y_i = 0$, otherwise the input to v_3 is 1. The inputs to all other nodes in the topology are always zero. The node v_1 fails at the beginning of round $(X_i + 3)$ iff X_i is even, and v_4 fails at the beginning of round $(X_i + 3)$ iff X_i is odd. Similarly, the node v_5 fails at the beginning of round $(Y_i + 3)$ iff Y_i is even, and v_2 fails at the beginning of round $(Y_i + 3)$ iff Y_i is odd. Finally, the 2 dummy nodes attached to α fail at the beginning of round 1. There are no other failures in the system. One can easily verify that the total number of edge failures (including edges incidental to disconnected nodes) is at most $6n + 2 \leq f$.

Alice and Bob in UNIONSIZECP will together simulate the execution of the SUM oracle protocol on this topology, or more specifically, on each node in this topology. Furthermore, whenever Alice properly simulates α (i.e., properly simulate the execution of the SUM oracle protocol on node α), Alice will forward to Bob all messages sent by α . Similarly, whenever Bob properly simulates β , Bob forwards to Alice all messages sent by β .

In each round, we always have Alice (Bob) simulate all those nodes that Alice (Bob) is able to properly simulate using local information and messages received from the other party. Alice can properly simulate the SUM execution on a node in a round only if Alice knows i) the initial input of the node, ii) whether the node has failed by that round, and iii) the messages sent to the node from its neighbors up to the that round. Knowing only X , Alice thus will not be able to simulate all nodes in the topology since i) some

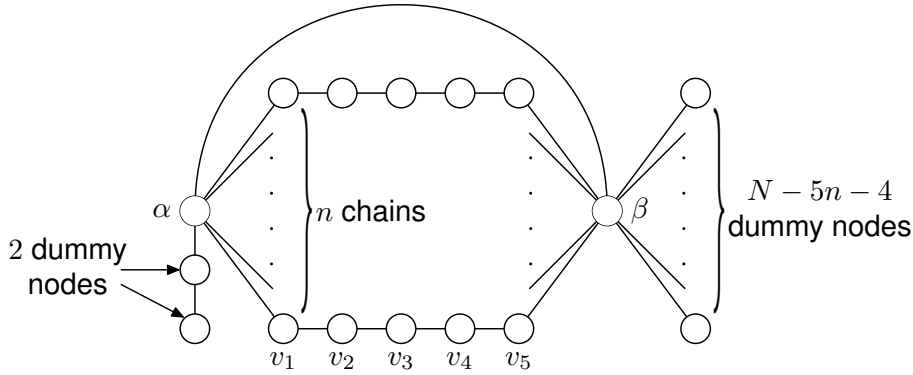


Figure 4: Lower bound topology for SUM. Since the topology can be viewed as a “distributed input” to the SUM problem, such a lower bound topology is analogous to a worst-case input commonly used for proving lower bounds.

nodes’ inputs depend on Y , ii) some nodes’ failure time depends on Y , iii) some nodes may receive messages from nodes that Alice cannot simulate. Also because of these factors, the set of nodes that Alice can simulate will shrink over time. The same applies to Bob.

The next will prove that Alice can properly simulate α , at least up to round $5b$. Since the time complexity of the SUM protocol is b flooding rounds and since our topology’s diameter is always 5, the root (i.e., α) must have generated a correct sum result by round $5b$. Alice can then directly use this sum result as the answer to UNIONSIZECP.

D.2.3 Proof for Lemma 27

We will use the formal framework from [4] to prove that Alice can properly simulate α . The following gives a concise review of this framework. All definitions here are with respect to a given input X of Alice’s. A node v is an *epicenter* if i) v ’s initial input is not uniquely determined by X or ii) its failure time is not uniquely determined by X . In the former case, the *occurrence time* of that epicenter is defined to be round 1. In the latter case, the *occurrence time* is defined to be v ’s *earliest* failure time, across all valid Y ’s given the current X . If a node’s failure time is uniquely determined by X , we say that the node fails *stably*. A node v is *spoiled* in round r if there exists a path from some epicenter u (occurring at round r_0 where $r_0 \leq r$) to v where:

- the length of the path is at most $r - r_0$ hops,
- except potentially v , the path does not include α or β ,
- for any node w on the path whose distance to u is i , w has not failed stably before round $r_0 + i + 1$.

Intuitively, the path in the above definition is a potential path for the epicenter to causally affect v . Such a path cannot traverse α or β because Alice and Bob already forward each other messages sent by α or β . Furthermore, the path should not have been “blocked” by stable failures. For a more detailed discussion, we refer the reader to [4]. We similarly define corresponding concepts for Bob’s input Y .

The following lemma, directly adapted from [4], shows that Alice and Bob can properly simulate all unspoiled nodes as long as α and β are unspoiled:

LEMMA 28. (Adapted from [4].) *Consider the mapping from any given UNIONSIZECP $_{n,q}$ instance to a SUM instance as described in the previous section. Let X and Y be Alice’s and Bob’s input, respectively. Let R be any positive integer such that i) α is not spoiled in round R with respect to Alice’s input X , and ii) β is not spoiled in round R with respect to Bob’s input Y . Then for all $0 \leq r \leq R$, Alice (Bob) can properly simulate the execution of the*

SUM oracle protocol in round r on all nodes that are not spoiled in round r with respect to Alice’s input X (Bob’s input Y).

Using the above lemma, to prove that Alice can properly simulate α up to round $5b$, we only need to show that α and β are not spoiled in round $5b$.

LEMMA 29. *Consider the mapping from any given UNIONSIZECP $_{n,q}$ instance to a SUM instance as described in the previous section. For any input X of Alice’s, α is not spoiled in round $5b$. Similarly, for any input Y of Bob’s, β is not spoiled in round $5b$.*

Proof: Given the symmetry, we only need to prove that α is not spoiled in round $5b$. All following discussions are with respect to Alice’s input X . We prove the claim by considering all the epicenters with respect to Alice’s input X . The dummy nodes, α , and β obviously are never epicenters. For any $1 \leq i \leq n$, consider the i th chain in the topology and let the nodes on the chain be v_1 through v_5 , in order of increasing distance from α .

We exhaustively consider three cases for the value of X_i . First, if $X_i = 0$, then v_3 may have an initial input of either 0 or 1 and hence is an epicenter. v_3 has two paths to α , one via β and the other via v_1 . The first path cannot cause α to be spoiled. On the second path, when $X_i = 0$, v_1 fails stably in round 3. Hence the second path cannot cause α to be spoiled either. Next, v_2 and v_5 are epicenters as well, since their failure time (or more precisely, whether they fail) depends on the value of Y_i . The occurrence time for the two epicenters of v_2 and v_5 is round 4 and 3, respectively. Again because v_1 fails stably in round 3, these two epicenters will not cause α to be spoiled.

Second, if $X_i = q - 1$, then Y_i may be either $q - 1$ or $q - 2$, and v_2 and v_5 are the only possible epicenters on the chain. If $q - 1$ is odd, then their occurrence times are $q + 2$ and $q + 1$, respectively. Since $q + 2 > q + 1 > 5b$, these epicenters cannot cause α to be spoiled in round $5b$. The case for even $q - 1$ is similar.

The last case is when $X_i \in [1, q - 2]$. If X_i is odd, then Y_i must be even and v_5 is the only epicenter on that chain. This epicenter has an occurrence time of round $(X_i - 1) + 3 = X_i + 2$. As before, this epicenter cannot cause α to be spoiled via β . Furthermore, v_4 fails stably at round $X_i + 3$, preventing this epicenter from causing α to be spoiled via v_1 . The case for even X_i is similar. \square

LEMMA 27 (RESTATED). Consider any $b \geq 1$, $N \geq 14$, and $8 \leq f \leq N$. Let $n = \lfloor \frac{f-2}{6} \rfloor$ and $q = 5b$. We have:

$$\mathcal{R}_0^{\text{syn}}(\text{UNIONSIZECP}_{n,q}, 5b) \leq 2\text{FT}_0(\text{SUM}_N, f, b)$$

Proof: Consider the mapping from any $\text{UNIONSIZECP}_{n,q}$ instance (where $n = \lfloor \frac{f-2}{6} \rfloor$ and $q = 5b$) to a SUM instance as described in the previous section. It is easy to verify that in our construction, the failure adversary has introduced at most $6n + 2 \leq f$ edge failures.

By Lemma 28 and Lemma 29, we know that Alice can properly simulate α up to round $5b$. The time complexity of the SUM oracle is b flooding rounds, and the diameter of the topology is always 5 in all rounds. Hence α must generate a correct sum result by round $5b$. This result is also the correct result for UNIONSIZECP , given how we assign the initial inputs of the nodes in the topology. Hence Alice and Bob solve UNIONSIZECP correctly.

Finally, the total number of bits sent by Alice and Bob in the reduction is no more than the total number of bits sent by α and β in the SUM oracle protocol. The lemma thus follows. \square

D.3 Proof for Theorem 2

THEOREM 2 (RESTATED). For any $b \geq 1$ and $1 \leq f \leq N$, we have:

$$\text{FT}_0(\text{SUM}_N, f, b) = \Omega\left(\frac{f}{b \log b} + \frac{\log N}{\log b}\right).$$

Proof: First, consider a trivial topology where the root has only a single neighbor A and all other nodes directly connect to A . Note that the domain size of SUM 's output is $\Theta(N)$. In this topology, even if A already knows the SUM result, sending this result to the root within b flooding rounds still requires $\Omega(\frac{\log N}{\log b})$ bits (by Lemma 25). Hence there exists $c_1 > 0$, such that the CC of SUM is at least $\frac{c_1 \log N}{\log(5b)}$.

For $f \in [1, 7]$, we trivially have:

$$\text{FT}_0(\text{SUM}_N, f, b) = \Omega\left(\frac{\log N}{\log b}\right) = \Omega\left(\frac{f}{b \log b} + \frac{\log N}{\log b}\right)$$

Next we only need to consider $f \in [8, N]$. Corollary 26 tells us that there exists $c_2 > 0$ and $c_3 > 0$ such that

$$\mathcal{R}_0^{\text{syn}}(\text{UNIONSIZECP}_{n,q}, a) \geq c_2 \frac{n}{q \log a} - c_3 \frac{\log n}{\log a}$$

For any sufficiently large N and $f \in [8, N]$, invoke Lemma 27 and we have:

$$\begin{aligned} \text{FT}_0(\text{SUM}_N, f, b) &\geq \frac{1}{2} \mathcal{R}_0^{\text{syn}}(\text{UNIONSIZECP}_{\lfloor \frac{f-2}{6} \rfloor, 5b}, 5b) \\ &\geq \frac{c_2 \lfloor \frac{f-2}{6} \rfloor}{10b \log(5b)} - \frac{c_3 \log \lfloor \frac{f-2}{6} \rfloor}{2 \log(5b)} \\ &\geq \frac{c_2 \lfloor \frac{f-2}{6} \rfloor}{10b \log(5b)} - \frac{c_3 \log N}{\log(5b)} \end{aligned}$$

Combining with our earlier lower bound of $\frac{c_1 \log N}{\log(5b)}$, we have

$$\begin{aligned} \text{FT}_0(\text{SUM}_N, f, b) &= \frac{c_1}{2c_1 + c_3} \cdot \text{FT}_0(\text{SUM}_N, f, b) \\ &\quad + \frac{c_1 + c_3}{2c_1 + c_3} \cdot \text{FT}_0(\text{SUM}_N, f, b) \\ &\geq \frac{c_1}{2c_1 + c_3} \cdot \left(\frac{c_2 \lfloor \frac{f-2}{6} \rfloor}{10b \log(5b)} - \frac{c_3 \log N}{\log(5b)} \right) \\ &\quad + \frac{c_1 + c_3}{2c_1 + c_3} \cdot \frac{c_1 \log N}{\log(5b)} \\ &= \frac{c_1 c_2}{2c_1 + c_3} \cdot \frac{\lfloor \frac{f-2}{6} \rfloor}{10b \log(5b)} \\ &\quad + \frac{c_1^2}{2c_1 + c_3} \cdot \frac{\log N}{\log(5b)} \\ &= \Omega\left(\frac{f}{b \log b} + \frac{\log N}{\log b}\right) \end{aligned}$$

\square